

Price List

JULY 2016

07.06.16



haskell

ON TIME. COMPLETE. CORRECT.

Lifetime Guarantee

The following limited Lifetime Guarantee applies to all Haskell products:

Haskell guarantees, to the Original Purchaser of this Haskell furniture, all parts to be free from defects in material and workmanship; and as long as the Original Purchaser owns this furniture, we will replace any metal part or parts thereof which our examination discloses to be defective, provided no unauthorized corrective action has been taken prior to such examination. Please note, this guarantee does not apply to product misuse, abuse, or alteration. We do not cover damage caused by accident, fire, flood or act of God.

Exceptions to the Haskell Lifetime Guarantee

Ethos Series – 12 years on casters, glides, pneumatic cylinders, tablets and tablet support arms.

Echo Series – marker board laminates are subject to manufacturer's published warranty.

General Information.....	2
Filing & Storage	
Market Series Pedestals.....	7
Market Series Lateral Files	10
Market Series Wardrobe & Storage Cabinets	13
Market Series Vertical Files	20
Market Series Bookcases.....	23
Captiva Series Pedestals	26
Captiva Series Lateral Files	30
Captiva Series Wardrobe & Storage Cabinets	32
Captiva Series Vertical Files.....	38
Captiva Series Bookcases.....	42
Desking	
Market Series	45
Marathon Series	56
Smart Series.....	63
Smart Series Desking Typical.....	64
Carts, Lecterns & Instruction Zone	
Market Series Instruction Zone.....	77
Smart Series Instruction Zone	80
Zeal Series Instruction Zone.....	85
Echo Series Instruction Zone	88
Echo Series Easel & Marker Boards	91
Tables	
Assemble Series Conferencing and Multi-Purpose	93
Assemble Series Training Tables	97
Assemble Series Study Carrels.....	99
Echo Series Training & Teaming Tables	104
Echo Series Individual Student Desk	105
Echo Series Meeting Tables	119
Echo Series Easel & Marker Boards	123
Z2 Series Training Tables	124
Zeal Series	129
Zeal Series Training Tables	132
Zeal Series Science Tables	135
Seating	
Ethos Series	139
Marathon Series	147

General Information

Prices

All prices are subject to change without notice.

All orders will be accepted for delivery within prevailing lead time at prices in effect at the time that the order is received by us.

Please call Customer Support for current lead times.

Lifetime Guarantee

All Haskell products are covered by the following limited Lifetime Guarantee:

Haskell guarantees, to the Original Purchaser of this Haskell furniture, all parts to be free from defects in material and workmanship; and as long as the Original Purchaser owns this furniture we will replace any metal part or parts thereof which our examination discloses to be defective, provided no unauthorized corrective action has been taken prior to such examination. Please note this guarantee does not apply to product misuse, abuse, or alteration. We do not cover damage caused by accident, fire, flood or act of God.

Exceptions to the Haskell Lifetime Guarantee

Ethos Series – 12 years on casters, glides, pneumatic cylinders, tablets and tablet support arms.

Echo Series – marker board laminates are subject to manufacturer's published warranty.

Custom Finish Program

Custom Paint Finish – All Haskell standard paint colors consist of a two coat electrostatic enamel process, providing a high impact and fade resistant finish. At Haskell we offer you any paint color through our paint matching program and all custom paint colors are offered in the same two coat electrostatic enamel process as our standard offering. There will be an upcharge for custom paint colors as follows:

- 1) For orders of 20 pieces or more, excluding accessories, add \$250 net charge per color, per order.
- 2) For orders of less than 20 pieces, excluding accessories, add \$500 net charge per color, per order.

Bright whites, bright colors and micas are available but are quoted on a per job basis and charges may differ from those listed above. If in question, please submit a sample to Haskell Customer Support.

Custom Plastic Finish – At Haskell we offer you any plastic color through our plastic matching program, allowing clients to customize the Ethos Series for your specific project needs. There will be quantity requirements of 300 piece and an upcharge for the plastic matching program, please contact your local sales representative for more information and pricing.

Custom Approval Process – Submit two samples for Haskell to match, we will return the matched sample for your signed approval. Please add 15-20 working days to normal lead times to allow for custom finishes. Samples should be sent to address listed below and tagged with the project name.

Haskell, LLC.
273 Montgomery Avenue
Bala Cynwyd, PA 19004

Engineering Specials (non-catalog products)

Prices for non-catalog products (any variation in size, color or other standards from our catalogued items) will be supplied upon request. Orders for non-catalog products will be accepted only with a valid quotation number appearing on the customer's order. Non-catalog products are not subject to standard lead times.

Contact Customer Support for quotation and lead time information.

Freight Damage and Claims

We carefully inspect and pack our products before we turn it over to the carrier. Everything is packaged to prevent damage in transit. We select the best carriers available who transport furniture on a regular basis. Once we give it to the carrier, we cannot be responsible for damage in shipment as the transportation company assumes complete responsibility for delivering the product to you in good condition. So, when you take delivery of the product, protect yourself by noting on the bill of lading the extent of any damage or shortage before signing it. Concealed damage should be reported to the carrier as soon as discovered—not later than 15 days from receipt of shipment. Our Customer Support staff will assist in helping you to file the claims if you so desire.

Freight

The cost of freight to the contiguous 48 states is included in the cost of the product on orders with a list price of \$22,250 or more provided that the order ships to a single address. Multiple orders shipping to one location on one day will be combined to reach the \$22,250 list price. Customers should specifically request that orders ship together if they want to combine orders for freight savings. Such a request may result in a delay until all orders are ready for shipping.

Ethos Series – free freight with 25 chairs or more.

Changes and Cancellations

Given our short lead times, cancellations or changes to product models, colors, sizes or quantities can only be accepted within the week of order entry. Please contact Customer Support to find out what options are available.

NOTE: PUT IT IN WRITING!

All changes and cancellations must be sent via fax or e-mail to ensure accurate recording of your change request. Non-catalog items or "Engineering Specials" (any product variation in size, color, or other standard from our regularly catalogued items) require 50% deposit with the order, which will be forfeited in the event of cancellation after the first week of order entry.

How to Place an Order

Provide the following information:

1. P.O. Number
2. "Bill to" and "ship to" name and address
3. Quantity
4. Complete model number
5. Brief description
6. Options (where applicable)
 - a. Special keying instructions
 - b. Paint finish (specify by name and number)
 - c. Top finish (specify by name and number)
 - d. Trim options (where applicable)
 - e. Accessories

Order Entry and Communications

All communications and orders should be directed to our offices at:

Haskell, LLC.	Telephone: 800.334.8888
273 Montgomery Avenue	Facsimile: 724.265.1223
Bala Cynwyd, PA 19004	sales@haskelloffice.com

Order Acknowledgements

All customer orders are acknowledged in writing by fax or e-mail. You can expect to receive an acknowledgment within 48 hours after entering your order. We would ask you to confirm that the acknowledgement is correct within two days. If we do not hear from you, we will advise you that production is commencing on your order as shown on your acknowledgement.

Returns

All returns must be approved and authorized in writing by Haskell Customer Support before any return can take place. In those instances where a return has been authorized, shipments will not be accepted unless accompanied by a written authorization from Haskell Customer Support Department. Merchandise must be returned in original shipping materials. A restocking fee will apply.

Storage

If you are not able to accept delivery within a week of the acknowledged ship date, we can store the product, at your expense. If Customer Support is notified in time to delay production, storage charges can be avoided. Please notify Customer Support in writing of any schedule changes immediately and they will try to accommodate your request.

GSA - U.S. General Services Administration

Contract Number: GS-29F-0171G

Contract Period: Contact your sales representative

Approved Product: Complete Line from Haskell

Federal Supply Schedule: FSC Group 71, Part 1 / Office Furniture / FSC Class 7110

Special Item Numbers (SIN): 711-1, 711-3, 711-7, 711-8

Business Classification: Small Business

Discount: Contact your sales representative

End-User Prompt Payment Terms: 1% 20 days, net 30 days

Accepted Credit Cards: MasterCard, Visa, American Express, Discover

Maximum Order Limitation: \$500,000

Freight Program: 1-20 Units, Origin. 21+ Units, Destination

Lead Times: 4-6 weeks

Finish Guide

paint color options

PAINT COLOR	HASKELL CODE	PAINT COLOR	HASKELL CODE	PAINT COLOR	HASKELL CODE
Amazon	5910	Graphite	5925	Putty	5005
Arctic Gray	5019	Maroon	5186	Sage	5532
Black	5002	Naval	5093	Sandcastle	5930
Brownstone	5064	Pacifica	5083	Smoke	5066
Chamois	5503	Parchment	5803	Soft Gray	5940
Cloud	5540	Platinum*	5055	Stonehenge	5945
Fossil Gray	5920	Powder Beige	5025	White	5004

worksurface options

WILSONART LAMINATE	HASKELL CODE	WILSONART CHEMSURF LAMINATE	HASKELL CODE	SCIENCE EPOXY	HASKELL CODE
Antique White 1572-60	HS	Antique White 1572-60-390	HS390	Alpine White	AW
Bronze Legacy 4656-60	XA	Bronze Legacy 4656-60-390	XA390	Black Onyx	BO
Cloud Nebula 4630-60	CL	Cloud Nebula 4630-60-390	CL390	Forest Green	FG
Dove Gray D92-60	GA	Dove Gray D92-60-390	GA390	Graphite	GI
Figured Mahogany 7040A-60	FA	Figured Mahogany 7040A-60-390	FA390	Gray	GR
Fusion Maple 7909-60	HA	Fusion Maple 7909-60-390	HA390	Steel Blue	SB
Gray Glace 4142-60	GL	Gray Glace 4142-60-390	GL390	Tan	TA
Montana Walnut 7110T-60	MT	Montana Walnut 7110T-60-390	MT390		
Monticello Maple 7925-38	MM	Monticello Maple 7925-38-390	MM390		
Nepal Teak 7209-60	DA	Nepal Teak 7209-60-390	DA390		
Neutral Glace 4143-60	NG	Neutral Glace 4143-60-390	NG390		
Olive Legacy 4654-60	CA	Olive Legacy 4654-60-390	CA390		
Pepperdust D327-60	RA	Pepperdust D327-60-390	RA390		
Solar Oak 7816-60	SO	Solar Oak 7816-60-390	SO390		
Tawny Legacy 4663-60	TG	Tawny Legacy 4663-60-390	TG390		
Titanium Ev 4810-60	TI	Titanium Ev 4810-60-390	TI390		
White Nebula 4621-60	WN	White Nebula 4621-60-390	WN390		
Windsor Mahogany 7039-60	EA	Windsor Mahogany 7039-60-390	EA390		

edge finish options

T-MOLD EDGE	HASKELL CODE	SELF EDGE LAMINATE	HASKELL CODE	WOOD EDGE FINISH	HASKELL CODE
Black	6002	Antique White 1572-60	HS11	Light Cherry	7010
Fossil Gray	6025	Bronze Legacy 4656-60	XA11	Dark Cherry	7011
Soft Gray	6020	Cloud Nebula 4630-60	CL11	Mahogany	7020
Stonehenge	6065	Dove Gray D92-60	GA11	Natural Maple	7030
Slate	6045	Figured Mahogany 7040-60	FA11	Honey Maple	7031
White	6054	Fusion Maple 7909-60	HA11	Walnut	7040
		Gray Glace 4142-60	GL11		
		Montana Walnut 7110T-60	MT11		
		Monticello Maple 7925-38	MM11		
		Nepal Teak 7209-60	DA11		
		Neutral Glace 4143-60	NG11		
		Olive Legacy 4654-60	CA11		
		Pepperdust D327-60	RA11		
		Solar Oak 7816-60	SO11		
		Tawny Legacy 4663-60	TG11		
		Titanium Ev 4810-60	TI11		
		White Nebula 4621-60	WN11		
		Windsor Mahogany 7039-60	EA11		
3MM EDGE	HASKELL CODE				
Antique White	4072				
Biltmore Cherry	4746				
Black	4002				
Figured Mahogany	4792				
Fog	4022				
Fusion Maple	4782				
Gray	4033				
Haze	4027				
Pepperdust	4098				
Slate Gray	4089				
Windsor Mahogany	4795				

1. If you require physical paint, edge or plastic samples, please contact Haskell customer support at 800-344-8888 or sales@haskelloffice.com.
2. If you require physical laminate samples please contact our laminate partner directly: Wilsonart at 800-433-3222.
3. If you require physical fabric samples please contact our textile partner directly: Guilford of Maine at 800-544-0200.
4. Please note: If you select a finish that is not listed above, there will be a custom finish upcharge and additional LEAD TIME* may apply.
5. A textured finish is standard for Haskell paint; the only exception is Platinum that comes in a smooth finish.*

fabric options

ANCHORAGE	2335
Birch	2129
Goose	2049
Asteroid	2053
Wolf	2027

AUSTER	2537
Pebble	030
Silverdust	012
Platinum	011
Storm	042

DRIFT	2539
Pebble	010
Slate	050
Mocha	032
Storm	041

BROADCAST	2758
Chinchilla	2684
Graphite	2375

COASTLINE	3495
Bluff	040
Seal	080

plastic color options



PLASTIC COLOR	HASKELL CODE
Yellow	8C
Gray	8M
Navy	8J
Orange	8F
Purple	8I

PLASTIC COLOR	HASKELL CODE
Spruce	8K
Sky	8D
Storm	8L
Red	8B
Black	8A

PLASTIC COLOR	HASKELL CODE
White	8G
Green Apple	8E
Desert	8H

1. If you require physical paint, edge or plastic samples, please contact Haskell customer support at 800-344-8888 or sales@haskelloffice.com.
2. If you require physical laminate samples please contact our laminate partner directly: Wilsonart at 800-433-3222.
3. If you require physical fabric samples please contact our textile partner directly: Guilford of Maine at 800-544-0200.
4. Please note: If you select a finish that is not listed above, there will be a custom finish upcharge and additional LEAD TIME* may apply.
5. A textured finish is standard for Haskell paint; the only exception is Platinum that comes in a smooth finish.*

Notes & Planning



Market Series

introduction - pedestals



General

All Market Pedestals are 15" in width. All file drawers are designed to accommodate hanging folders. Mobile units are standard with counterweights to reduce the likelihood of tipping. However, it is recommended that not more than one heavily loaded drawer be opened at one time. Caution should be exercised when pedestals are used as freestanding units.

Assembly

All units ship fully assembled.

Locks

Market Pedestals come standard with a removable core lock for easy reconfiguration on site. Units can be keyed alike to other Haskell Products upon request.

Unit Construction

The Market Series Pedestal and Lateral drawer fronts are external to the case and are referred to as Proud.

Wood Core Tops

Laminate tops are available as a separate component. Tops are available with a self edge, 3mm or T-mold edge. All wood core tops are 1 1/8" thick.

Casters/Glides

Market Pedestals are available with either adjustable glides or casters. Casters and glides are easily interchangeable in the field.

COM

All COM yardage is based on a 54" wide fabric.

Keying Information and Locking Options

All locks feature a removable core which is easily removed on site. All lock cores are interchangeable through all products as cores are universal.

Locks throughout an order or locks within a particular workstation can be keyed alike at no additional charge if specified when ordering. Keyed Alike means that all locks are identical. To order, specify which products are to be keyed alike and order a "Removable Core Lock Kit" for each group of products to be keyed alike. The specified products will be shipped without lock cores. The cores for each workstation will be packaged separately. All Removable Core Lock Kits are shipped with a control key for removing or inserting lock cores. Note that a control key works only when a lock is in the unlocked position.

Master keys, which operate any removable core lock, are available for \$35 net each.

One control key is provided for each "key alike" order. If additional keys are needed, cost is \$35 net each.

Additional keys can be purchased for \$15 net per key.

Market Series

worksurface supporting and fixed pedestals w/ proud drawers

DESCRIPTION	ITEM #	D	W	H	PRICE	SHIP WT.	LEAD TIME*
Worksurface Supporting Pedestals file/file, open top	MK-WP18FF	18"	15"	27 5/8"	\$379	85	S
	MK-WP24FF	22"	15"	27 5/8"	\$388	85	S
	MK-WP28FF	28"	15"	27 5/8"	\$471	85	S
Worksurface Supporting Pedestals box/box/file, open top	MK-WP18BBF	18"	15"	27 5/8"	\$441	88	S
	MK-WP24BBF	22"	15"	27 5/8"	\$461	88	S
	MK-WP28BBF	28"	15"	27 5/8"	\$522	88	S
Fixed Pedestal file/file	MK-FP18FF	18"	15"	27 5/8"	\$404	87	S
	MK-FP24FF	22"	15"	27 5/8"	\$410	87	S
	MK-FP28FF	28"	15"	27 5/8"	\$491	87	S
Fixed Pedestal box/box/file	MK-FP18BBF	18"	15"	27 5/8"	\$482	83	S
	MK-FP24BBF	22"	15"	27 5/8"	\$493	83	S
	MK-FP28BBF	28"	15"	27 5/8"	\$551	83	S

to order

1. Item Number
2. Pull Style
3. Paint Finish
4. Options

example

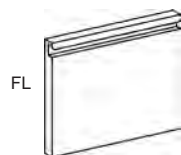
MK-WP18FF - FL - 5503 - EG1

ITEM NUMBER PULL STYLE PAINT FINISH OPTIONS

please separate each item with a dash

drawer pull options

MODEL	DESCRIPTION
FL	Full
RS	Recessed

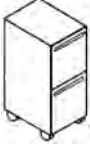
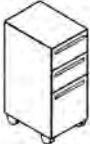




glide options

MODEL	DESCRIPTION	PRICE
EG1	Easy Glides	\$40

Market Series

mobile pedestals w/ proud drawers

DESCRIPTION	ITEM #	COM	D	W	H	PRICE	SHIP WT.	LEAD TIME*
Mobile Pedestal file/file 	MK-MP18FF		18"	15"	27 ½"	\$544	83	S
	MK-MP24FF		22"	15"	27 ½"	\$573	83	S
	MK-MP28FF		28"	15"	27 ½"	\$641	83	S
Mobile Pedestal box/box/file 	MK-MP18BBF		18"	15"	27 ½"	\$641	87	S
	MK-MP24BBF		22"	15"	27 ½"	\$665	87	S
	MK-MP28BBF		28"	15"	27 ½"	\$679	87	S
Mobile Pedestal cushion top box/file 	MK-ZFMP18BF	1 YD	18"	15"	24 ½"	\$830	80	S
	MK-ZFMP24BF	1 YD	22"	15"	24 ½"	\$854	80	S
	MK-ZFMP28BF	1 YD	28"	15"	24 ½"	\$869	80	S
Mobile Pedestal metal top box/file 	MK-ZMP18BF		18"	15"	22 ¾"	\$524	80	S
	MK-ZMP24BF		22"	15"	22 ¾"	\$554	80	S
	MK-ZMP28BF		28"	15"	22 ¾"	\$620	80	S

to order

1. Item Number
2. Pull Style
3. Paint Finish
4. Fabric (for cushion top pedestal only)
5. Options

example


MK-MP18FF - FL - 5503 - - EG1

ITEM NUMBER PULL STYLE PAINT FINISH FABRIC OPTIONS

please separate each item with a dash

drawer pull options

MODEL	DESCRIPTION
FL	Full
RS	Recessed



glide options

MODEL	DESCRIPTION	PRICE
EG1	Easy Glides	\$40

Market Series

introduction - lateral files & storage cabinets



General

Market Lateral Files and Overfile units are 18" deep. Adjustable glides are standard at the front and rear of all cases. Files are designed with safety interlock mechanisms integrated into the suspensions. All standard lateral files with fixed fronts drawers come with a set of hanging folder frames for side-to-side filing. Two dividers can be substituted for side-to-side rails at no charge if specified when ordering. Front-to-back filing bars may be ordered separately for field installation. All drawer fronts are field replaceable.

Suspensions

All Market Lateral Files have heavy duty, fully progressive steel ball bearing suspensions with integrated slide lock system. The integrated slide lock system has the interlock built into the drawer slide to enable a more positive interlock system.

Assembly

All units ship fully assembled. Interior drawer accessories are field-installed only.

Locks

Market Laterals come standard with a removable core lock for easy reconfiguration on site. Units can be keyed alike to other Haskell Products upon request.

Wood Core Tops

Laminate tops are available as a separate component to span multiple files. Tops are available with a self edge, 3mm or T-mold edge. All wood core tops are 1 1/8" thick.

Unit Construction

The Market Series Pedestal and Lateral drawer fronts are external to the case and are referred to as Proud.

Keying Information and Locking Options

All locks feature a removable core which is easily removed on site. All lock cores are interchangeable through all products as cores are universal.

Locks throughout an order or locks within a particular workstation can be keyed alike at no additional charge if specified when ordering. "Keyed Alike" means that all locks are identical. To order, specify which products are to be keyed alike and order a "Removable Core Lock Kit" for each group of products to be keyed alike. The specified products will be shipped without lock cores. The cores for each workstation will be packaged separately. All Removable Core Lock Kits are shipped with a control key for removing or inserting lock cores. Note that a control key works only when a lock is in the unlocked position.

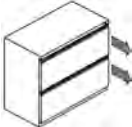
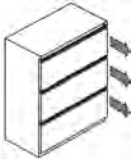

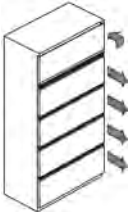
Master keys, which operate any removable core lock, are available for \$35 net each.

One control key is provided for each "key alike" order. If additional keys are needed, cost is \$35 net each.

Additional keys can be purchased for \$15 net per key.

Market Series

lateral files w/ 12" proud drawers

DESCRIPTION	ITEM #	NOTE	D	W	H	PRICE	SHIP WT.	LEAD TIME*
Two High (2) 12" proud drawers 	MK-LA12P-3024-2D		18"	30"	27 ½"	\$807	103	S
	MK-LA12P-3624-2D		18"	36"	27 ½"	\$853	119	S
	MK-LA12P-4224-2D		18"	42"	27 ½"	\$901	134	S
Three High (3) 12" proud drawers 	MK-LA12P-3036-3D		18"	30"	39 ½"	\$970	143	S
	MK-LA12P-3636-3D		18"	36"	39 ½"	\$1087	162	S
	MK-LA12P-4236-3D		18"	42"	39 ½"	\$1143	181	S
Four High (4) 12" proud drawers 	MK-LA12P-3048-4D		18"	30"W	51 ½"	\$1315	182	S
	MK-LA12P-3648-4D		18"	36"W	51 ½"	\$1444	205	S
	MK-LA12P-4248-4D		18"	42"W	51 ½"	\$1512	227	S
Five High (4) 12" proud drawers & (1) 12" flipper door w/ fixed shelf 	MK-LA12P-3060-4D1R	Top drawer rests on top of unit	18"	30"	67 ¾"	\$1620	221	S
	MK-LA12P-3660-4D1R	Top drawer rests on top of unit	18"	36"	67 ¾"	\$1783	248	S
	MK-LA12P-4260-4D1R	Top drawer rests on top of unit	18"	42"	67 ¾"	\$1853	274	S

to order

- Item Number
- Pull Style
- Paint Finish
- Options

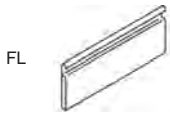
example **MK-LA12P-3024-2D - FL - 5503 - EG1**

ITEM NUMBER PULL STYLE PAINT FINISH OPTIONS

please separate each item with a dash

drawer pull options

MODEL	DESCRIPTION
FL	Full
RL	Recessed Long



glide options

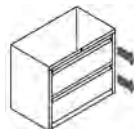
MODEL	DESCRIPTION	PRICE
EG1	Easy Glides	\$40

* S – Standard Lead Time 4-6 weeks | E – Extended Lead Time 10-12 weeks | Lead times subject to change without notice

Market Series

lateral pedestals w/ proud drawers

DESCRIPTION	ITEM #	NOTE	D	W	H	PRICE	SHIP WT.	LEAD TIME*
Filing Center Pedestal-right combo-unit bottom drawer equipped w/ side-to-side hanging bars, open top	MK-LS12-3024R-2Y	Unit fits under worksurface	18"	30"	27 ½"	\$1273	90	S
Filing Center Pedestal-left combo-unit bottom drawer equipped w/ side-to-side hanging bars, open top	MK-LS12-3024L-2Y	Unit fits under worksurface	18"	30"	27 ½"	\$1273	90	S
Lateral File Pedestal file/file, drawers equipped w/ side-to-side hanging bars, open top	MK-LS12-3024-2D	Unit fits under worksurface	18"	30"	27 ½"	\$864	103	S
	MK-LS12-3624-2D	Unit fits under worksurface	18"	36"	27 ½"	\$910	119	S
	MK-LS12-4224-2D	Unit fits under worksurface	18"	42"	27 ½"	\$807	134	S



to order

1. Item Number
2. Pull Style
3. Paint Finish
4. Options

example

MK-LS12-3024R-2Y - FL - 5503 - EG1

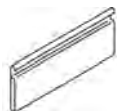
ITEM NUMBER PULL STYLE PAINT FINISH OPTIONS

please separate each item with a dash

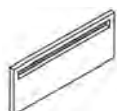
drawer pull options

MODEL	DESCRIPTION
FL	Full
RL	Recessed Long

FL



RL



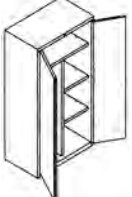


glide options

MODEL	DESCRIPTION	PRICE
EG1	Easy Glides	\$40

Market Series

wardrobe cabinets

DESCRIPTION	ITEM #	D	W	H	PRICE	SHIP WT.	LEAD TIME*
Wardrobe Unit, 18" D (1) fixed shelf, coat hanger, (2) hooks 	MK-CW12-3048-FL	18"	30"	51 ½"	\$1116	110	S
	MK-CW12-3060-FL	18"	30"	67 ¾"	\$1232	125	S
	MK-CW12-3648-FL	18"	36"	51 ½"	\$1128	120	S
	MK-CW12-3660-FL	18"	36"	67 ¾"	\$1252	135	S
	MK-CW12-4248-FL	18"	42"	51 ½"	\$1329	138	S
	MK-CW12-4260-FL	18"	42"	67 ¾"	\$1446	153	S
Wardrobe Unit, 24" D (1) fixed shelf, coat hanger, (2) hooks 	MK-CW12-304824-FL	24"	30"	51 ½"	\$1320	132	S
	MK-CW12-306024-FL	24"	30"	67 ¾"	\$1436	148	S
	MK-CW12-364824-FL	24"	36"	51 ½"	\$1335	144	S
	MK-CW12-366024-FL	24"	36"	67 ¾"	\$1459	159	S
	MK-CW12-424824-FL	24"	42"	51 ½"	\$1543	162	S
	MK-CW12-426024-FL	24"	42"	67 ¾"	\$1577	178	S
Wardrobe/Storage Unit, 18" D (2) adjustable shelves, coat hanger, (1) hook 	MK-CC12-3048-FL	18"	30"	51 ½"	\$1329	118	S
	MK-CC12-3060-FL	18"	30"	67 ¾"	\$1499	133	S
	MK-CC12-3648-FL	18"	36"	51 ½"	\$1339	134	S
	MK-CC12-3660-FL	18"	36"	67 ¾"	\$1514	150	S
	MK-CC12-4248-FL	18"	42"	51 ½"	\$1640	162	S
	MK-CC12-4260-FL	18"	42"	67 ¾"	\$1688	174	S

to order

1. Item Number
2. Paint Finish
3. Options

example

MK-CW12-3648-FL - 5503 - EG1

ITEM NUMBER PAINT FINISH OPTIONS

please separate each item with a dash

drawer pull

MODEL	DESCRIPTION
FL	Full

FL



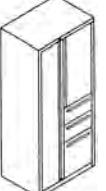


glide options

MODEL	DESCRIPTION	PRICE
EG1	Easy Glides	\$40

Market Series

combination cabinets w/ proud drawers

DESCRIPTION	ITEM #	D	W	H	PRICE	SHIP WT.	LEAD TIME*
Lateral/Storage Unit (2) 12" drawers (1) 36" storage cabinet (1) adjustable shelf	MK-FC12-3660-2D-FL	18"	36"	67 ¾"	\$1543	205	S
							
Lateral/Storage Unit (3) 12" drawers (1) 24" storage cabinet (1) adjustable shelf	MK-FC12-3660-3D-FL	18"	36"	67 ¾"	\$1723	248	S
							
Personal Storage Tower (1) full height wardrobe (1) Box/Box/File pedestal (1) 36" storage cabinet	MK-TW12-242365-BBF	23"	24"	63 ½"	\$2065	265	S
							

to order

1. Item Number
2. Paint Finish
3. Options

example

MK-FC12-3660-2D-FL - 5503 - EG1

ITEM NUMBER

PAINT FINISH

OPTIONS

please separate each item with a dash

drawer pull

MODEL	DESCRIPTION
FL	Full

FL

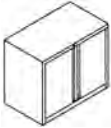
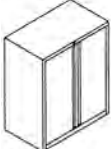
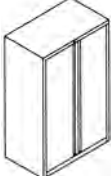
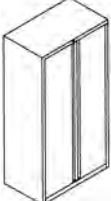


glide options

MODEL	DESCRIPTION	PRICE
EG1	Easy Glides	\$40

Market Series

storage cabinets

DESCRIPTION	ITEM #	D	W	H	PRICE	SHIP WT.	LEAD TIME*
Storage Cabinet, 27 ½" H (1) adjustable shelf 	MK-CA12-3024-1A-FL	18"	30"	27 ½"	\$728	72	S
	MK-CA12-3624-1A-FL	18"	36"	27 ½"	\$786	75	S
	MK-CA12-4224-1A-FL	18"	42"	27 ½"	\$883	80	S
	MK-CA12-302424-1A-FL	24"	30"	27 ½"	\$1087	83	S
	MK-CA12-362424-1A-FL	24"	36"	27 ½"	\$1149	85	S
	MK-CA12-422424-1A-FL	24"	42"	27 ½"	\$1257	88	S
Storage Cabinet, 39 ½" H (2) adjustable shelves 	MK-CA12-3036-2A-FL	18"	30"	39 ½"	\$883	91	S
	MK-CA12-3636-2A-FL	18"	36"	39 ½"	\$957	100	S
	MK-CA12-4236-2A-FL	18"	42"	39 ½"	\$1043	105	S
	MK-CA12-302436-2A-FL	24"	30"	39 ½"	\$1126	104	S
	MK-CA12-362436-2A-FL	24"	36"	39 ½"	\$1191	111	S
	MK-CA12-422436-2A-FL	24"	42"	39 ½"	\$1310	118	S
Storage Cabinet, 51 ½" H (3) adjustable shelves 	MK-CA12-3048-3A-FL	18"	30"	51 ½"	\$1058	118	S
	MK-CA12-3648-3A-FL	18"	36"	51 ½"	\$1133	125	S
	MK-CA12-4248-3A-FL	18"	42"	51 ½"	\$1339	133	S
	MK-CA12-302448-3A-FL	24"	30"	51 ½"	\$1126	130	S
	MK-CA12-362448-3A-FL	24"	36"	51 ½"	\$1237	138	S
	MK-CA12-422448-3A-FL	24"	42"	51 ½"	\$1378	144	S
Storage Cabinet, 67 ¾" H (3) adjustable shelves 	MK-CA12-3060-3A-FL	18"	30"	67 ¾"	\$1252	139	S
	MK-CA12-3660-3A-FL	18"	36"	67 ¾"	\$1289	150	S
	MK-CA12-4260-3A-FL	18"	42"	67 ¾"	\$1475	155	S
	MK-CA12-302460-3A-FL	24"	30"	67 ¾"	\$1300	159	S
	MK-CA12-362460-3A-FL	24"	36"	67 ¾"	\$1392	164	S
	MK-CA12-422460-3A-FL	24"	42"	67 ¾"	\$1543	171	S

to order

1. Item Number
2. Paint Finish
3. Options

example

MK-CA12-3624-1A-FL - 5503 - EG1

ITEM NUMBER

PAINT FINISH

OPTIONS

please separate each item with a dash

drawer pull

MODEL	DESCRIPTION
FL	Full

FL





glide options

MODEL	DESCRIPTION
EG1	Easy Glides

MODEL	DESCRIPTION	PRICE
EG1	Easy Glides	\$40

Market Series

storage cabinets

DESCRIPTION	ITEM #	NOTE	D	W	H	PRICE	SHIP WT.	LEAD TIME*
Single Door Storage Cabinet	MK-SC18R-1864-FL	Door opens to the right	24"	18"	67 3/4"	\$927	84	S
								
Single Door Storage Cabinet	MK-SC18L-1864-FL	Door opens to the left	24"	18"	67 3/4"	\$927	84	S
								
Hanger Bar	MK-SC18-HB	For 18" W cabinet				\$70	4	S
Shelf	MK-SC18-SSH	For 18" W cabinet				\$75	4	S

to order

1. Item Number
2. Paint Finish
3. Options

example

MK-SC18R-1864-FL - 5503 - EG1

ITEM NUMBER

PAINT FINISH

OPTIONS

please separate each item with a dash

drawer pull

MODEL	DESCRIPTION
FL	Full

FL

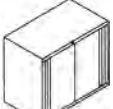


glide options

MODEL	DESCRIPTION	PRICE
EG1	Easy Glides	\$40

Market Series

overfiles cabinets

DESCRIPTION	ITEM #	NOTE	D	W	H	PRICE	SHIP WT.	LEAD TIME*
Overfile Cabinet, 27 ½" H hinged doors 	MK-OA12-3025-FL-H	When used in conjunction w/ 3-12" lateral the height will line up w/ a 5-12" lateral case	18"	30"	27 ½"	\$596	78	S
	MK-OA12-3625-FL-H	When used in conjunction w/ 3-12" lateral the height will line up w/ a 5-12" lateral case	18"	36"	27 ½"	\$699	89	S
	MK-OA12-4225-FL-H	When used in conjunction w/ 3-12" lateral the height will line up w/ a 5-12" lateral case	18"	42"	27 ½"	\$844	89	S

to order

1. Item Number
2. Paint Finish
3. Options

example MK-OA12-3015-FL-H - 5503 - EG1

ITEM NUMBER PAINT FINISH OPTIONS

please separate each item with a dash

drawer pull

MODEL	DESCRIPTION
FL	Full



glide options

MODEL	DESCRIPTION	PRICE
EG1	Easy Glides	\$40

* S – Standard Lead Time 4-6 weeks | E – Extended Lead Time 10-12 weeks | Lead times subject to change without notice

Market Series

lateral files laminate tops

DESCRIPTION	ITEM NUMBER	NOTE	D	W	SELF EDGE	T-MOLD EDGE	3MM EDGE	SHIP WT.	LEAD TIME*
Laminate Tops	HKLFT1830	For (1) 30" W lateral file	18"	30"	\$172	\$148	\$140	18	S
	HKLFT1836	For (1) 36" W lateral file	18"	36"	\$193	\$169	\$161	20	S
	HKLFT1842	For (1) 42" W lateral file	18"	42"	\$217	\$192	\$183	25	S
	HKLFT1860	For (2) 30" W lateral files	18"	60"	\$266	\$242	\$231	35	S
	HKLFT1872	For (2) 36" W lateral files	18"	72"	\$313	\$288	\$276	42	S
	HKLFT1884	For (2) 42" W lateral files	18"	84"	\$355	\$331	\$316	49	S

to order

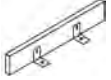
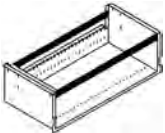
1. Item Number
2. Laminate
3. Edge Finish

example

HKLFT1830 - HS - 4072
 ITEM NUMBER LAMINATE EDGE FINISH
please separate each item with a dash

Market Series

lateral files accessories

DESCRIPTION	ITEM #	NOTE	PRICE	SHIP WT.	LEAD TIME*
Counter Weight 	CWF	For use with any size lateral file	\$117	20	S
Proud Hanging Bars front-to-back	FBS/18-2-P	Sold as set, one set required per drawer. For use in any size lateral file	\$31	1	S
Proud Hanging Bars side-to-side 	SSS-30-P	For 30" W drawers	\$24	1	S
	SSS-36-P	For 36" W drawers	\$24	1	S
	SSS-42-P	For 42" W drawers	\$24	1	S

to order

1. Item Number

example

CWF
ITEM NUMBER

Market Series

introduction - vertical files



General

Market Vertical Files are 28" in exterior depth with an interior filing capacity of 26". Market Vertical Files come standard with the safety interlock system integrated within each slide, allowing only one drawer to open at a time. All vertical files are available in 15" (letter) width. Adjustable glides are standard at the front and rear of all cases and all files drawers have been designed to accommodate hanging folders.

Suspensions:

All Market Vertical Files have heavy duty, fully progressive steel ball bearing suspensions with integrated slide lock system.

Assembly

All units ship fully assembled. Interior drawer accessories are field-installed only.

Locks

Market Vertical Files come standard with a removable core lock for easy reconfiguration on site. Units can be keyed alike to other Haskell Products upon request.

Unit Construction

The Market Series Pedestal and Vertical drawer fronts are external to the case and are referred to as Proud.

Wood Core Tops

Laminate tops are available as a separate component to span one to four files. Tops are available with a self edge, 3mm or T-mold edge. All wood core tops are 1 1/8" thick.

Keying Information and Locking Options

All locks feature a removable core which is easily removed on site. All lock cores are interchangeable through all products as cores are universal.

Locks throughout an order or locks within a particular workstation can be keyed alike at no additional charge if specified when ordering. Keyed Alike means that all locks are identical. To order, specify which products are to be keyed alike and order a "Removable Core Lock Kit" for each group of products to be keyed alike. The specified products will be shipped without lock cores. The cores for each workstation will be packaged separately. All Removable Core Lock Kits are shipped with a control key for removing or inserting lock cores. Note that a control key works only when a lock is in the unlocked position.





Master keys, which operate any removable core lock, are available for \$35 net each.

One control key is provided for each "key alike" order. If additional keys are needed, cost is \$35 net each.

Additional keys can be purchased for \$15 net per key.

Market Series

letter width vertical file w/ proud drawers

DESCRIPTION	ITEM #	D	W	H	PRICE	SHIP WT.	LEAD TIME*
Letter Two High 	MK-HVFR2	28"	15"	27½"	\$559	72	S
Letter Three High 	MK-HVFR3	28"	15"	39½"	\$689	98	S
Letter Four High 	MK-HVFR4	28"	15"	51½"	\$864	125	S
Letter Five High 	MK-HVFR5	28"	15"	63½"	\$994	148	S

to order

1. Item Number
2. Pull Style
3. Paint Finish
4. Options

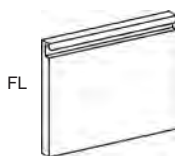
example MK-HVFR2 - FL - 5503 - EG1

ITEM NUMBER PULL STYLE PAINT FINISH OPTIONS

please separate each item with a dash

drawer pull options

MODEL	DESCRIPTION
FL	Full
RS	Recessed



glide options

MODEL	DESCRIPTION	PRICE
EG1	Easy Glides	\$40

* S – Standard Lead Time 4-6 weeks | E – Extended Lead Time 10-12 weeks | Lead times subject to change without notice

Market Series

vertical files laminate tops

DESCRIPTION	ITEM NUMBER	NOTE	D	W	SELF EDGE	T-MOLD EDGE	3MM EDGE	SHIP WT.	LEAD TIME*
Laminate Tops for letter width files	HKVF1428	For (1) letter width file	28"	15"	\$185	\$146	\$146	12	S
	HKVF2928	For (2) letter width files	28"	30"	\$243	\$204	\$204	22	S
	HKVF4328	For (3) letter width files	28"	45 7/8"	\$291	\$253	\$253	32	S
	HKVF5828	For (4) letter width files	28"	60"	\$340	\$301	\$301	42	S

to order

1. Item Number
2. Laminate
3. Edge Finish

example

HKVF1428 - HS - 4072

ITEM NUMBER LAMINATE EDGE FINISH

please separate each item with a dash

Market Series

introduction - bookcases



General

All Market Bookcases are 14" in exterior depth and are available in three standard widths 30", 36" and 42". Market Bookcases have 4 height options 27 ½", 39 ½", 51 ½" and 67 ½". Adjustable glides are standard at the front and rear of all cases.

Shelf Configuration

All Market Bookcases have (1) fixed bottom shelf.

- 27 ½" high bookcases have (1) adjustable shelf.
- 39 ½" high bookcases have (2) adjustable shelves.
- 51 ½" high bookcases have (3) adjustable shelves.
- 67 ½" high bookcases have (4) adjustable shelves.

Each Adjustable shelf includes 4 clips to position the shelf at customer's preference. Additional shelves are available.

Assembly

All units ship fully assembled.

Installation






Correct installation should include proper leveling and ganging of multiple units.

Wood Core Tops

Laminate tops are available as a separate component. Tops are available with a self edge, 3mm or T-mold edge. All wood core tops are 1 ¼" thick.

Market Series

bookcases

DESCRIPTION	ITEM #	NOTE	D	W	H	PRICE	SHIP WT.	LEAD TIME*
Bookcase, 27 ½"H (1) adjustable shelf 	MK-BC215-30		14"	30"	27 ½"	\$435	40	S
	MK-BC215-36		14"	36"	27 ½"	\$454	46	S
	MK-BC215-42		14"	42"	27 ½"	\$493	52	S
Bookcase, 39 ½"H (2) adjustable shelves 	MK-BC315-30		14"	30"	39 ½"	\$490	58	S
	MK-BC315-36		14"	36"	39 ½"	\$510	64	S
	MK-BC315-42		14"	42"	39 ½"	\$548	70	S
Bookcase, 51 ½"H (3) adjustable shelves 	MK-BC415-30		14"	30"	51 ½"	\$641	72	S
	MK-BC415-36		14"	36"	51 ½"	\$670	78	S
	MK-BC415-42		14"	42"	51 ½"	\$699	84	S
Bookcase, 68"H (4) adjustable shelves 	MK-BC515-30		14"	30"	68"	\$738	82	S
	MK-BC515-36		14"	36"	68"	\$769	88	S
	MK-BC515-42		14"	42"	68"	\$796	94	S
Adjustable Shelves (4) clips 	MK-HFBC3015SH	For 30" W bookcase	14"	30"		\$94	5	
	MK-HFBC3615SH	For 36" W bookcase	14"	36"		\$97	5	
	MK-HFBC4215SH	For 42" W bookcase	14"	42"		\$104	5	

to order

1. Item Number
2. Paint Finish
3. Options

example

MK-BC215-30 - 5503 - EG1

ITEM NUMBER PAINT FINISH OPTIONS

please separate each item with a dash

glide options

MODEL	DESCRIPTION	PRICE
EG1	Easy Glides	\$40

Market Series

bookcases laminate tops

DESCRIPTION	ITEM NUMBER	NOTE	D	W	SELF EDGE	T-MOLD EDGE	3MM EDGE	SHIP WT.	LEAD TIME*
Laminate Tops for bookcases	HKBCT1430	For 30" W bookcase	14"	30"	\$224	\$185	\$185	20	S
	HKBCT1436	For 36" W bookcase	14"	36"	\$243	\$204	\$204	24	S
	HKBCT1442	For 42" W bookcase	14"	42"	\$265	\$226	\$226	28	S

to order

1. Item Number
2. Laminate
3. Edge Finish

example

HKBCT1430 - HS - 4072
 ITEM NUMBER LAMINATE EDGE FINISH
please separate each item with a dash

Captiva Series

introduction - pedestals



General

All Captiva Pedestals are 14 7/8" in width. All file drawers are designed to accommodate hanging folders. Mobile units are standard with counterweights to reduce the likelihood of tipping. However, it is recommended that not more than one heavily loaded drawer be opened at one time. Caution should be exercised when pedestals are used as freestanding units.

Assembly

All units ship fully assembled.

Locks

Captiva Pedestals come standard with a removable core lock for easy reconfiguration on site. Units can be keyed alike to other Haskell Products upon request.

Unit Construction

The Captiva Series Pedestal drawer fronts are external to the case and are referred to as Proud.

Wood Core Tops

Laminate tops are available as a separate component. Tops are available with a self edge, 3mm or T-mold edge. All wood core tops are 1 1/8" thick.

Casters/Glides

Captiva Pedestals are available with either adjustable glides or casters. Casters and glides are easily interchangeable in the field.

COM

All COM yardage is based on a 54" wide fabric.

Keying Information and Locking Options

All locks feature a removable core which is easily removed on site. All lock cores are interchangeable through all products as cores are universal.

Locks throughout an order or locks within a particular workstation can be keyed alike at no additional charge if specified when ordering. Keyed Alike means that all locks are identical. To order, specify which products are to be keyed alike and order a "Removable Core Lock Kit" for each group of products to be keyed alike. The specified products will be shipped without lock cores. The cores for each workstation will be packaged separately. All Removable Core Lock Kits are shipped with a control key for removing or inserting lock cores. Note that a control key works only when a lock is in the unlocked position.

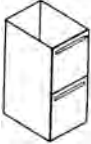

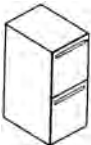
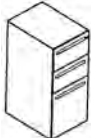
Master keys, which operate any removable core lock, are available for \$35 net each.

One control key is provided for each "key alike" order. If additional keys are needed, cost is \$35 net each.

Additional keys can be purchased for \$15 net per key.

Captiva Series

workspace supporting and fixed pedestals w/ proud drawers

DESCRIPTION	ITEM #	D	W	H	PRICE	SHIP WT.	LEAD TIME*
Worksurface Supporting Pedestals file/file, open top 	WP18FF	17 1/4"	14 7/8"	27 5/8"	\$390	85	E
	WP24FF	22 7/8"	14 7/8"	27 5/8"	\$400	85	E
	WP28FF	28 7/8"	14 7/8"	27 5/8"	\$485	85	E
Worksurface Supporting Pedestals box/box/file, open top 	WP18BBF	17 1/4"	14 7/8"	27 5/8"	\$454	88	E
	WP24BBF	22 7/8"	14 7/8"	27 5/8"	\$475	88	E
	WP28BBF	28 7/8"	14 7/8"	27 5/8"	\$538	88	E
Fixed Pedestal file/file 	FP18FF	17 1/4"	14 7/8"	27 5/8"	\$416	87	E
	FP24FF	22 7/8"	14 7/8"	27 5/8"	\$422	87	E
	FP28FF	28 7/8"	14 7/8"	27 5/8"	\$506	87	E
Fixed Pedestal box/box/file 	FP18BBF	17 1/4"	14 7/8"	27 5/8"	\$496	83	E
	FP24BBF	22 7/8"	14 7/8"	27 5/8"	\$508	83	E
	FP28BBF	28 7/8"	14 7/8"	27 5/8"	\$568	83	E

to order

1. Item Number
2. Pull Style
3. Paint Finish
4. Options

example


WP18FF - FL - 5503 - EG1

ITEM NUMBER PULL STYLE PAINT FINISH OPTIONS

please separate each item with a dash

drawer pull options

MODEL	DESCRIPTION
FL	Full
RS	Recessed
LP	Loop

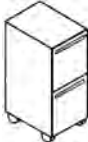
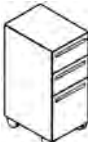

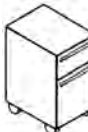


glide options

MODEL	DESCRIPTION	PRICE
EG1	Easy Glides	\$40

Captiva Series

mobile pedestals w/ proud drawers

DESCRIPTION	ITEM #	COM	D	W	H	PRICE	SHIP WT.	LEAD TIME*
Mobile Pedestal file/file 	MP18FF		17 ¼"	14 ⅞"	27 ½"	\$560	83	E
	MP24FF		22 ⅞"	14 ⅞"	27 ½"	\$590	83	E
	MP28FF		28 ⅞"	14 ⅞"	27 ½"	\$660	83	E
Mobile Pedestal box/box/file 	MP18BBF		17 ¼"	14 ⅞"	27 ½"	\$660	87	E
	MP24BBF		22 ⅞"	14 ⅞"	27 ½"	\$685	87	E
	MP28BBF		28 ⅞"	14 ⅞"	27 ½"	\$700	87	E
Mobile Pedestal cushion top box/file 	ZFMP18BF	1 YD	17 ¼"	14 ⅞"	23 ⅞"	\$855	80	E
	ZFMP24BF	1 YD	22 ⅞"	14 ⅞"	23 ⅞"	\$880	80	E
	ZFMP28BF	1 YD	28 ⅞"	14 ⅞"	23 ⅞"	\$895	80	E
Mobile Pedestal metal top box/file 	ZMP18BF		17 ¼"	14 ⅞"	22 ⅞"	\$540	80	E
	ZMP24BF		22 ⅞"	14 ⅞"	22 ⅞"	\$570	80	E
	ZMP28BF		28 ⅞"	14 ⅞"	22 ⅞"	\$640	80	E

to order

1. Item Number
2. Pull Style
3. Paint Finish
4. Fabric (for cushion top pedestal only)
5. Options

example

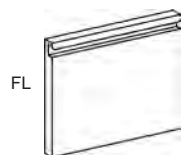
MP18FF - FL - 5503 - - EG1

ITEM NUMBER PULL STYLE PAINT FINISH FABRIC OPTIONS

please separate each item with a dash

drawer pull options

MODEL	DESCRIPTION
FL	Full
RS	Recessed
LP	Loop

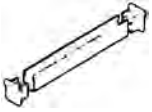
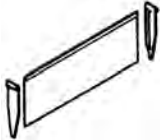


glide options

MODEL	DESCRIPTION	PRICE
EG1	Easy Glides	\$40

Captiva Series

pedestals accessories

DESCRIPTION	ITEM #	SIZE/DESCRIPTION	PRICE	SHIP WT.	LEAD TIME*
Pedestal Side to Side Bar	OHASFB	Allows users to file letter or legal width files side to side	\$26	5	E
					
Pedestal Drawer Divider	OHABDD	For box drawers	\$34	4	E
					
File Compressor	OHCOMP	File drawer compressor	\$34	1	E

to order

1. Item Number

example

OHASFB
ITEM NUMBER

Captiva Series

introduction - lateral files & storage cabinets



General

All Captiva Lateral Files are constructed using Haskell's unique "Double O" frame construction for outstanding strength and durability. Captiva Lateral Files and Overfile units are 18" deep. Adjustable glides are standard at the front and rear of all cases. Files are designed with dual lock bars and safety interlock mechanisms integrated into the suspensions. All standard lateral files with fixed front drawers come with a set of hanging folder frames for side-to-side filing. Two dividers can be substituted for side-to-side rails at no charge if specified when ordering. Front-to-back filing bars may be ordered separately for field installation. All drawer fronts are field replaceable.

Suspensions

All Captiva Lateral Files have heavy duty, fully progressive steel ball bearing suspensions with integrated slide lock system. The integrated slide lock system has the interlock built into the drawer slide to enable a more positive interlock system.

Assembly

All units ship fully assembled. Interior drawer accessories are field-installed only.

Locks

Captiva Laterals come standard with a removable core lock for easy reconfiguration on site. Units can be keyed alike to other Haskell Products upon request.

Wood Core Tops

Laminate tops are available as a separate component to span multiple files. Tops are available with a self edge, 3mm or T-mold edge. All wood core tops are 1 1/8" thick.

Unit Construction

The Captiva Series Laterals are offered with flush style drawer fronts.

Keying Information and Locking Options

All locks feature a removable core which is easily removed on site. All lock cores are interchangeable through all products as cores are universal.

Locks throughout an order or locks within a particular workstation can be keyed alike at no additional charge if specified when ordering. "Keyed Alike" means that all locks are identical. To order, specify which products are to be keyed alike and order a "Removable Core Lock Kit" for each group of products to be keyed alike. The specified products will be shipped without lock cores. The cores for each workstation will be packaged separately. All Removable Core Lock Kits are shipped with a control key for removing or inserting lock cores. Note that a control key works only when a lock is in the unlocked position.

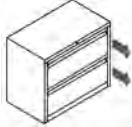


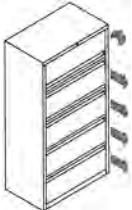
Master keys, which operate any removable core lock, are available for \$35 net each.

One control key is provided for each "key alike" order. If additional keys are needed, cost is \$35 net each.

Additional keys can be purchased for \$15 net per key.

Captiva Series

lateral files w/ 12" flush drawers

DESCRIPTION	ITEM #	D	W	H	PRICE	SHIP WT.	LEAD TIME*
Two High (2) 12" flush drawers 	LA12F-3024-2D	18"	30"	28"	\$832	103	E
	LA12F-3624-2D	18"	36"	28"	\$879	119	E
	LA12F-4224-2D	18"	42"	28"	\$928	134	E
Three High (3) 12" flush drawers 	LA12F-3036-3D	18"	30"	40"	\$1000	143	E
	LA12F-3636-3D	18"	36"	40"	\$1120	162	E
	LA12F-4236-3D	18"	42"	40"	\$1178	181	E
Four High (4) 12" flush drawers 	LA12F-3048-4D	18"	30"	52"	\$1355	182	E
	LA12F-3648-4D	18"	36"	52"	\$1488	205	E
	LA12F-4248-4D	18"	42"	52"	\$1558	227	E
Five High (4) 12" flush drawers & (1) 12" receding door w/ roll out shelf 	LA12F-3060-4D1R	18"	30"	64"	\$1670	221	E
	LA12F-3660-4D1R	18"	36"	64"	\$1786	248	E
	LA12F-4260-4D1R	18"	42"	64"	\$1910	274	E

- to order**
1. Item Number
 2. Pull Style
 3. Paint Finish
 4. Options

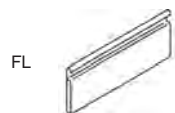
example LA12F-3024-2D - FL - 5503 - EG1

ITEM NUMBER PULL STYLE PAINT FINISH OPTIONS

please separate each item with a dash

drawer pull options

MODEL	DESCRIPTION
FL	Full
RL	Recessed Long





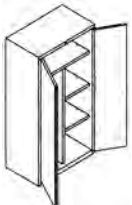
glide options

MODEL	DESCRIPTION	PRICE
EG1	Easy Glides	\$40

* S – Standard Lead Time 4-6 weeks | E – Extended Lead Time 10-12 weeks | Lead times subject to change without notice

Captiva Series

wardrobe cabinets

DESCRIPTION	ITEM #	D	W	H	PRICE	SHIP WT.	LEAD TIME*
Wardrobe Unit, 18" D (1) fixed shelf, coat hanger, (2) hooks 	CW12-3048-FL	18"	30"	51 1/2"	\$1116	110	E
	CW12-3060-FL	18"	30"	67 3/8"	\$1232	125	E
	CW12-3648-FL	18"	36"	51 1/2"	\$1128	120	E
	CW12-3660-FL	18"	36"	67 3/8"	\$1252	135	E
	CW12-4248-FL	18"	42"	51 1/2"	\$1329	138	E
	CW12-4260-FL	18"	42"	67 3/8"	\$1446	153	E
Wardrobe Unit, 24" D (1) fixed shelf, coat hanger, (2) hooks 	CW12-304824-FL	24"	30"	51 1/2"	\$1320	132	E
	CW12-306024-FL	24"	30"	67 3/8"	\$1436	148	E
	CW12-364824-FL	24"	36"	51 1/2"	\$1335	144	E
	CW12-366024-FL	24"	36"	67 3/8"	\$1459	159	E
	CW12-424824-FL	24"	42"	51 1/2"	\$1543	162	E
	CW12-426024-FL	24"	42"	67 3/8"	\$1577	178	E
Wardrobe/Storage Unit, 18" D (2) adjustable shelves, coat hanger, (1) hook 	CC12-3048-FL	18"	30"	51 1/2"	\$1329	118	E
	CC12-3060-FL	18"	30"	67 3/8"	\$1499	133	E
	CC12-3648-FL	18"	36"	51 1/2"	\$1339	134	E
	CC12-3660-FL	18"	36"	67 3/8"	\$1514	150	E
	CC12-4248-FL	18"	42"	51 1/2"	\$1640	162	E
	CC12-4260-FL	18"	42"	67 3/8"	\$1688	174	E

to order

1. Item Number
2. Paint Finish
3. Options

example

CW12-3648-FL - 5503 - EG1

ITEM NUMBER PAINT FINISH OPTIONS

please separate each item with a dash

drawer pull

MODEL	DESCRIPTION
FL	Full

FL

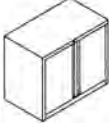
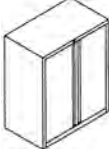
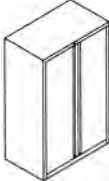
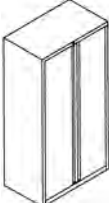


glide options

MODEL	DESCRIPTION	PRICE
EG1	Easy Glides	\$40

Captiva Series

storage cabinets

DESCRIPTION	ITEM #	D	W	H	PRICE	SHIP WT.	LEAD TIME*
Storage Cabinet, 27 ½" H (1) adjustable shelf 	CA12-3024-1A-FL	18"	30"	27 ½"	\$728	72	E
	CA12-3624-1A-FL	18"	36"	27 ½"	\$786	75	E
	CA12-4224-1A-FL	18"	42"	27 ½"	\$883	80	E
	CA12-302424-1A-FL	24"	30"	27 ½"	\$1087	83	E
	CA12-362424-1A-FL	24"	36"	27 ½"	\$1149	85	E
	CA12-422424-1A-FL	24"	42"	27 ½"	\$1257	88	E
Storage Cabinet, 39 ½" H (2) adjustable shelves 	CA12-3036-2A-FL	18"	30"	39 ½"	\$883	91	E
	CA12-3636-2A-FL	18"	36"	39 ½"	\$957	100	E
	CA12-4236-2A-FL	18"	42"	39 ½"	\$1043	105	E
	CA12-302436-2A-FL	24"	30"	39 ½"	\$1126	104	E
	CA12-362436-2A-FL	24"	36"	39 ½"	\$1191	111	E
	CA12-422436-2A-FL	24"	42"	39 ½"	\$1310	118	E
Storage Cabinet, 51 ½" H (3) adjustable shelves 	CA12-3048-3A-FL	18"	30"	51 ½"	\$1058	118	E
	CA12-3648-3A-FL	18"	36"	51 ½"	\$1133	125	E
	CA12-4248-3A-FL	18"	42"	51 ½"	\$1339	133	E
	CA12-302448-3A-FL	24"	30"	51 ½"	\$1126	130	E
	CA12-362448-3A-FL	24"	36"	51 ½"	\$1237	138	E
	CA12-422448-3A-FL	24"	42"	51 ½"	\$1378	144	E
Storage Cabinet, 67 ¾" H (3) adjustable shelves 	CA12-3060-3A-FL	18"	30"	67 ¾"	\$1252	139	E
	CA12-3660-3A-FL	18"	36"	67 ¾"	\$1289	150	E
	CA12-4260-3A-FL	18"	42"	67 ¾"	\$1475	155	E
	CA12-302460-3A-FL	24"	30"	67 ¾"	\$1300	159	E
	CA12-362460-3A-FL	24"	36"	67 ¾"	\$1392	164	E
	CA12-422460-3A-FL	24"	42"	67 ¾"	\$1543	171	E

to order

1. Item Number
2. Paint Finish
3. Options

example

CA12-3624-1A-FL - 5503 - EG1

ITEM NUMBER PAINT FINISH OPTIONS

please separate each item with a dash

drawer pull

MODEL	DESCRIPTION
FL	Full

FL





glide options

MODEL	DESCRIPTION	PRICE
EG1	Easy Glides	\$40

Captiva Series

storage cabinets

DESCRIPTION	ITEM #	NOTE	D	W	H	PRICE	SHIP WT.	LEAD TIME*
Single Door Storage Cabinet	SC18R-1864-FL	Door opens to the right	24"	18"	67 3/4"	\$927	84	E
								
Single Door Storage Cabinet	SC18L-1864-FL	Door opens to the left	24"	18"	67 3/4"	\$927	84	E
								
Hanger Bar	SC18-HB	For 18" W cabinet				\$72	4	E
Shelf	SC18-SSH	For 18" W cabinet				\$77	4	E

to order

1. Item Number
2. Paint Finish
3. Options

example

SC18R-1864-FL - 5503 - EG1

ITEM NUMBER PAINT FINISH OPTIONS

please separate each item with a dash

drawer pull

MODEL	DESCRIPTION
FL	Full

FL

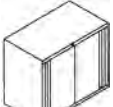


glide options

MODEL	DESCRIPTION	PRICE
EG1	Easy Glides	\$40

Captiva Series

overfiles cabinets

DESCRIPTION	ITEM #	NOTE	D	W	H	PRICE	SHIP WT.	LEAD TIME*
Overfile Cabinet, 27 ½" H hinged doors 	OA12-3025-FL-H	When used in conjunction w/ a 3-high lateral, the height will line up w/ a 5-high lateral case	18"	30"	27 ½"	\$596	78	E
	OA12-3625-FL-H	When used in conjunction w/ a 3-high lateral, the height will line up w/ a 5-high lateral case	18"	36"	27 ½"	\$699	89	E
	OA12-4225-FL-H	When used in conjunction w/ a 3-high lateral, the height will line up w/ a 5-high lateral case	18"	42"	27 ½"	\$844	89	E

to order

1. Item Number
2. Paint Finish

example

OA12-3015-FL-H - 5503

ITEM NUMBER PAINT FINISH

please separate each item with a dash

drawer pull

MODEL	DESCRIPTION
FL	Full

FL



Captiva Series

lateral files laminate tops

DESCRIPTION	ITEM NUMBER	NOTE	D	W	SELF EDGE	T-MOLD EDGE	3MM EDGE	SHIP WT.	LEAD TIME*
Laminate Tops	HKLFT1830	For (1) 30" W lateral file	18"	30"	\$177	\$152	\$144	18	E
	HKLFT1836	For (1) 36" W lateral file	18"	36"	\$199	\$174	\$166	20	E
	HKLFT1842	For (1) 42" W lateral file	18"	42"	\$223	\$198	\$188	25	E
	HKLFT1860	For (2) 30" W lateral files	18"	60"	\$274	\$249	\$238	35	E
	HKLFT1872	For (2) 36" W lateral files	18"	72"	\$322	\$297	\$284	42	E
	HKLFT1884	For (2) 42" W lateral files	18"	84"	\$366	\$341	\$325	49	E

to order

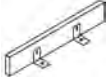
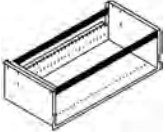
1. Item Number
2. Laminate
3. Edge Finish

example

HKLFT1830 - HS - 4072
 ITEM NUMBER LAMINATE EDGE FINISH
 please separate each item with a dash

Captiva Series

lateral files accessories

DESCRIPTION	ITEM #	NOTE	PRICE	SHIP WT.	LEAD TIME*
Counter Weight 	CWF	For use with any size lateral file	\$120	20	E
Flush Hanging Bars front-to-back	FBS/18-2-F	Sold as set, one set required per drawer. For use in any size lateral file	\$32	1	E
Flush Hanging Bars side-to-side 	SSS-30-F	For 30" W drawers	\$24	1	E
	SSS-36-F	For 36" W drawers	\$24	1	E
	SSS-42-F	For 42" W drawers	\$24	1	E

to order

1. Item Number

example

CWF
ITEM NUMBER

Captiva Series

introduction - vertical files



General

All Captiva Vertical Files are constructed using Haskell's unique "Double O" frame construction for outstanding strength and durability. Captiva Vertical Files are 28" in exterior depth with an interior filing capacity of 26" and each unit ships with a spring loaded mechanical compressor in each drawer. Captiva Vertical Files come standard with the Haskell S.I.S.™ safety interlock system integrated within each slide, allowing only one drawer to open at a time. All vertical files are available in 14 ¾" (letter) or 17 ¾" (legal) widths. Adjustable glides are standard at the front and rear of all cases and all files drawers have been designed to accommodate hanging folders.

Suspensions:

All Captiva Vertical Files have heavy duty, fully progressive steel ball bearing suspensions with integrated slide lock system.

Assembly

All units ship fully assembled. Interior drawer accessories are field-installed only.

Locks

Captiva Vertical Files come standard with a removable core lock for easy reconfiguration on site. Units can be keyed alike to other Haskell Products upon request.

Unit Construction

The Captiva Series Vertical drawer fronts are external to the case and are referred to as Proud.

Wood Core Tops

Laminate tops are available as a separate component to span one to four files. Tops are available with a self edge, 3mm or T-mold edge. All wood core tops are 1 ⅛" thick.

Keying Information and Locking Options

All locks feature a removable core which is easily removed on site. All lock cores are interchangeable through all products as cores are universal.

Locks throughout an order or locks within a particular workstation can be keyed alike at no additional charge if specified when ordering. Keyed Alike means that all locks are identical. To order, specify which products are to be keyed alike and order a "Removable Core Lock Kit" for each group of products to be keyed alike. The specified products will be shipped without lock cores. The cores for each workstation will be packaged separately. All Removable Core Lock Kits are shipped with a control key for removing or inserting lock cores. Note that a control key works only when a lock is in the unlocked position.





Master keys, which operate any removable core lock, are available for \$35 net each.

One control key is provided for each "key alike" order. If additional keys are needed, cost is \$35 net each.

Additional keys can be purchased for \$15 net per key.

Captiva Series

letter width vertical file w/ proud drawers

DESCRIPTION	ITEM #	D	W	H	PRICE	SHIP WT.	LEAD TIME*
Letter Two High 	HVFR2	28"	14 3/4"	28"	\$576	72	E
Letter Three High 	HVFR3	28"	14 3/4"	40"	\$710	98	E
Letter Four High 	HVFR4	28"	14 3/4"	52"	\$930	125	E
Letter Five High 	HVFR5	28"	14 3/4"	64"	\$1064	148	E

to order

1. Item Number
2. Pull Style
3. Paint Finish
4. Options

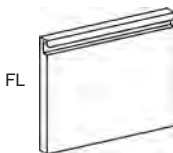
example HVFR2 - FL - 5503 - EG1

ITEM NUMBER	PULL STYLE	PAINT FINISH	OPTIONS
HVFR2	FL	5503	EG1

please separate each item with a dash

drawer pull options

MODEL	DESCRIPTION
FL	Full
RS	Recessed







glide options

MODEL	DESCRIPTION	PRICE
EG1	Easy Glides	\$40

* S – Standard Lead Time 4-6 weeks | E – Extended Lead Time 10-12 weeks | Lead times subject to change without notice

Captiva Series

legal width vertical file w/ proud drawers

DESCRIPTION	ITEM #	D	W	H	PRICE	SHIP WT.	LEAD TIME*
Legal Two High	HVFR2LG-RS	28"	17 ¾"	28"	\$682	77	E
							
Legal Three High	HVFR3LG-RS	28"	17 ¾"	40"	\$890	105	E
							
Legal Four High	HVFR4LG-RS	28"	17 ¾"	52"	\$1076	133	E
							
Legal Five High	HVFR5LG-RS	28"	17 ¾"	64"	\$1247	157	E
							

to order

1. Item Number
2. Paint Finish
3. Options

example

HVFR2LG-RS - 5503 - EG1

ITEM NUMBER PAINT FINISH OPTIONS

please separate each item with a dash

drawer pull

MODEL	DESCRIPTION
RS	Recessed



glide options

MODEL	DESCRIPTION	PRICE
EG1	Easy Glides	\$40

Captiva Series

vertical files laminate tops

DESCRIPTION	ITEM NUMBER	NOTE	D	W	SELF EDGE	T-MOLD EDGE	3MM EDGE	SHIP WT.	LEAD TIME*
Laminate Tops for letter width files	HKVF1428	For (1) letter width file	28 3/4"	14 15/16"	\$190	\$150	\$150	12	E
	HKVF2928	For (2) letter width files	28 3/4"	30"	\$250	\$210	\$210	22	E
	HKVF4328	For (3) letter width files	28 3/4"	45 7/8"	\$300	\$260	\$260	32	E
	HKVF5828	For (4) letter width files	28 3/4"	60"	\$350	\$310	\$310	42	E
Laminate Tops for legal width files	HKVF1728LG	For (1) legal width file	28 3/4"	17 15/16"	\$215	\$175	\$175	14	E
	HKVF3528LG	For (2) legal width files	28 3/4"	36"	\$265	\$225	\$225	24	E
	HKVF5228LG	For (3) legal width files	28 3/4"	54 7/8"	\$315	\$275	\$275	34	E
	HKVF7028LG	For (4) legal width files	28 3/4"	72"	\$365	\$325	\$325	44	E

to order

1. Item Number
2. Laminate
3. Edge Finish

example

HKVF1428 - HS - 4072

ITEM NUMBER LAMINATE EDGE FINISH

please separate each item with a dash

Captiva Series

introduction - bookcases



General

All Captiva Bookcases are 14" in exterior depth and are available in three standard widths 30", 36" and 42". Captiva Bookcases have 5 height options 27 5/8", 39 1/2", 42", 51 1/2" and 67 1/2". Adjustable glides are standard at the front and rear of all cases.

Shelf Configuration

All Captiva Bookcases have (1) fixed bottom shelf.

- 27 5/8" high bookcases have (1) adjustable shelf.
- 39 1/2" high bookcases have (2) adjustable shelves.
- 42" high bookcases have (2) adjustable shelves.
- 51 1/2" high bookcases have (3) adjustable shelves.
- 67 1/2" high bookcases have (4) adjustable shelves.

Each Adjustable shelf includes 4 clips to position the shelf at customer's preference. Additional shelves are available.

Assembly

All units ship fully assembled.

Installation







Correct installation should include proper leveling and ganging of multiple units.

Wood Core Tops

Laminate tops are available as a separate component. Tops are available with a self edge, 3mm or T-mold edge. All wood core tops are 1 1/8" thick.

Captiva Series

bookcases

DESCRIPTION	ITEM #	NOTE	D	W	H	PRICE	SHIP WT.	LEAD TIME*
Bookcase, 27 5/8"H (1) adjustable shelf 	BC215-30		14"	30"	27 5/8"	\$448	40	E
	BC215-36		14"	36"	27 5/8"	\$468	46	E
	BC215-42		14"	42"	27 5/8"	\$508	52	E
Bookcase, 39 1/2"H (2) adjustable shelves 	BC315-30		14"	30"	39 1/2"	\$490	58	E
	BC315-36		14"	36"	39 1/2"	\$510	64	E
	BC315-42		14"	42"	39 1/2"	\$548	70	E
Bookcase, 42"H (2) adjustable shelves 	BC315T-36		14"	36"	42"	\$525	68	E
Bookcase, 51 1/2"H (3) adjustable shelves 	BC415-30		14"	30"	51 1/2"	\$641	72	E
	BC415-36		14"	36"	51 1/2"	\$670	78	E
	BC415-42		14"	42"	51 1/2"	\$699	84	E
Bookcase, 68"H (4) adjustable shelves 	BC515-30		14"	30"	68"	\$738	82	E
	BC515-36		14"	36"	68"	\$769	88	E
	BC515-42		14"	42"	68"	\$779	94	E
Adjustable Shelves (4) clips 	HFBC3015SH	For 30" W bookcase	14"	30"		\$96	5	E
	HFBC3615SH	For 36" W bookcase	14"	36"		\$100	5	E
	HFBC4215SH	For 42" W bookcase	14"	42"		\$107	5	E

to order

1. Item Number
2. Paint Finish
3. Options

example

BC215-30 - 5503 - EG1

ITEM NUMBER PAINT FINISH OPTIONS

please separate each item with a dash

glide options

MODEL	DESCRIPTION	PRICE
EG1	Easy Glides	\$40

Captiva Series

bookcases laminate tops

DESCRIPTION	ITEM NUMBER	NOTE	D	W	SELF EDGE	T-MOLD EDGE	3MM EDGE	SHIP WT.	LEAD TIME*
Laminate Tops for bookcases	HKBCT1430	For 30" W bookcase	14"	30"	\$230	\$190	\$190	20	E
	HKBCT1436	For 36" W bookcase	14"	36"	\$250	\$210	\$210	24	E
	HKBCT1442	For 42" W bookcase	14"	42"	\$273	\$233	\$233	28	E

to order

1. Item Number
2. Laminate
3. Edge Finish

example

HKBCT1430 - HS - 4072

ITEM NUMBER LAMINATE EDGE FINISH

please separate each item with a dash



General

All Market Desking Units are 28 3/4" H. All worksurfaces are laminate wood core tops at 1 3/16" thick and are available with a self edge, 3mm or T-mold edge. Pedestals lock individually.

Locks

Market Desks come standard with a removable core lock for easy reconfiguration on site. Units can be keyed alike to other Haskell products upon request.

Installation

Correct installation should include proper leveling.

Application Considerations

When specifying the units for workstation configurations, note the following points:

*24" D returns are used for the 66" x 30" or wider single pedestal desks.

COM

All COM yardage is based on a 54" wide fabric.

Keying Information and Locking Options

All locks feature a removable core which is easily removed on site. All lock cores are interchangeable through all products as cores are universal.

Locks throughout an order or locks within a particular workstation can be keyed alike at no additional charge if specified when ordering. Keyed Alike means that all locks are identical. To order, specify which products are to be keyed alike and order a "Removable Core Lock Kit" for each group of products to be keyed alike. The specified products will be shipped without lock cores. The cores for each workstation will be packaged separately. All Removable Core Lock Kits are shipped with a control key for removing or inserting lock cores. Note that a control key works only when a lock is in the unlocked position.




Master keys, which operate any removable core, lock are available for \$35 net each.

One control key is provided for each "key alike" order. If additional keys are needed, cost is \$35 net each.

Additional keys can be purchased for \$15 net per key.

Market Series

double pedestal desks

DESCRIPTION	ITEM #	D	W	H	SELF EDGE	T-MOLD EDGE	3MM EDGE	SHIP WT.	LEAD TIME*
Double Pedestal Desk full height, 28 3/4" D pedestals, locks & center drawer 	MK-SDC6030FP-BBF-FF	30"	60"	28 3/4"	\$1719	\$1695	\$1695	236	S
	MK-SDC6630FP-BBF-FF	30"	66"	28 3/4"	\$1727	\$1703	\$1703	253	S
	MK-SDC7230FP-BBF-FF	30"	72"	28 3/4"	\$1903	\$1878	\$1878	265	S
Double Pedestal Desk full height, 28 3/4" D pedestals & locks 	MK-SD6030FP-BBF-FF	30"	60"	28 3/4"	\$1532	\$1509	\$1509	236	S
	MK-SD6630FP-BBF-FF	30"	66"	28 3/4"	\$1572	\$1548	\$1548	253	S
	MK-SD7230FP-BBF-FF	30"	72"	28 3/4"	\$1749	\$1725	\$1725	265	S
Double Pedestal Desk full height, 28 3/4" D pedestals, end panels & locks 	MK-SD6030EP-BBF-FF-24	30"	60"	28 3/4"	\$1863	\$1834	\$1834	231	S
	MK-SD6630EP-BBF-FF-24	30"	66"	28 3/4"	\$1877	\$1848	\$1848	251	S
	MK-SD7230EP-BBF-FF-24	30"	72"	28 3/4"	\$2042	\$2018	\$2018	263	S

to order

1. Item Number
2. Pull Style
3. Paint Finish
4. Laminate
5. Edge Finish

example

MK-SDC6030FP-BBF-FF - 5503 - HS - 4072


ITEM NUMBER PAINT FINISH LAMINATE EDGE FINISH

please separate each item with a dash

drawer pull options

MODEL DESCRIPTION

- FL Full
RS Recessed



FL



RS

Market Series

bow front double pedestal desks

DESCRIPTION	ITEM #	D	W	H	SELF EDGE	T-MOLD EDGE	3MM EDGE	SHIP WT.	LEAD TIME*
Bow Front Double Pedestal Desk full height, 28 1/4" D pedestals, locks & center drawer	MK-SDC6648FP-BOW	48"	66"	28 3/4"	\$1926	\$1902	\$1902	273	S
	MK-SDC7248FP-BOW	48"	72"	28 3/4"	\$2101	\$2077	\$2077	285	S
Bow Front Double Pedestal Desk full height, 28 1/4" D pedestals & locks	MK-SD6648FP-BOW	48"	66"	28 3/4"	\$1773	\$1748	\$1748	273	S
	MK-SD7248FP-BOW	48"	72"	28 3/4"	\$1947	\$1923	\$1923	285	S




DESKING

to order	1. Item Number	example <u>MK-SDC6648FP-BOW</u> - <u>FL</u> - <u>5503</u> - <u>HS</u> - <u>4072</u> - <u>CL</u> <small>ITEM NUMBER PULL STYLE PAINT FINISH LAMINATE EDGE FINISH OPTIONS</small> <i>please separate each item with a dash</i>					
	2. Pull Style						
	3. Paint Finish						
4. Laminate							
5. Edge Finish							
6. Options							

drawer pull options

MODEL	DESCRIPTION
FL	Full
RS	Recessed


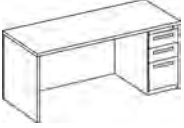


central locking options

MODEL	DESCRIPTION	PRICE
CL	Central locking is available on desks 66" in width or less	\$80

Market Series

single pedestal desks - right

DESCRIPTION	ITEM #	D	W	H	SELF EDGE	T-MOLD EDGE	3MM EDGE	SHIP WT.	LEAD TIME*
 Single Right Pedestal Desk full height b/b/f pedestal, locks & center drawer	MK-SSC6024FP-18-BBF	24"	60"	28 ¾"	\$1486	\$1462	\$1462	175	S
	MK-SSC6624FP-18-BBF	24"	66"	28 ¾"	\$1520	\$1496	\$1496	180	S
	MK-SSC7224FP-18-BBF	24"	72"	28 ¾"	\$1613	\$1588	\$1588	195	S
	MK-SSC4830FP-18-BBF	30"	48"	28 ¾"	\$1420	\$1395	\$1395	175	S
	MK-SSC6030FP-18-BBF	30"	60"	28 ¾"	\$1486	\$1462	\$1462	185	S
	MK-SSC6630FP-18-BBF	30"	66"	28 ¾"	\$1520	\$1496	\$1496	210	S
	MK-SSC7230FP-18-BBF	30"	72"	28 ¾"	\$1613	\$1588	\$1588	235	S
	MK-SSC7236FP-18-BBF	36"	72"	28 ¾"	\$1613	\$1588	\$1588	240	S
 Single Right Pedestal Desk full height b/b/f pedestal & locks	MK-SS6024FP-18-BBF	24"	60"	28 ¾"	\$1333	\$1309	\$1309	170	S
	MK-SS6624FP-18-BBF	24"	66"	28 ¾"	\$1367	\$1343	\$1343	175	S
	MK-SS7224FP-18-BBF	24"	72"	28 ¾"	\$1458	\$1434	\$1434	190	S
	MK-SS4830FP-18-BBF	30"	48"	28 ¾"	\$1319	\$1294	\$1294	170	S
	MK-SS6030FP-18-BBF	30"	60"	28 ¾"	\$1333	\$1309	\$1309	180	S
	MK-SS6630FP-18-BBF	30"	66"	28 ¾"	\$1400	\$1366	\$1366	205	S
	MK-SS7230FP-18-BBF	30"	72"	28 ¾"	\$1458	\$1434	\$1434	220	S
	MK-SS7236FP-18-BBF	36"	72"	28 ¾"	\$1458	\$1434	\$1434	235	S

DESKING

- to order
1. Item Number
 2. Pull Style
 3. Paint Finish
 4. Laminate
 5. Edge Finish

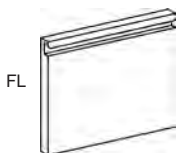
example **MK-SSC6024FP-18-BBF - FL - 5503 - HS - 4072**

ITEM NUMBER PULL STYLE PAINT FINISH LAMINATE EDGE FINISH

please separate each item with a dash

drawer pull options

- FL Full
- RS Recessed



specification note

Haskell offers 22¼" depth pedestals on 24" depth desks.
Haskell offers 28¾" depth pedestals on 30" & 36" depth desks.

* S - Standard Lead Time 4-6 weeks | E - Extended Lead Time 10-12 weeks | Lead times subject to change without notice

Market Series

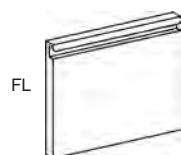
single pedestal desks - left

DESCRIPTION	ITEM #	D	W	H	SELF EDGE	T-MOLD EDGE	3MM EDGE	SHIP WT.	LEAD TIME*
 Single Left Pedestal Desk full height b/b/f pedestal, locks & center drawer	MK-SSC6024FP-12-BBF	24"	60"	28 3/4"	\$1486	\$1462	\$1462	175	S
	MK-SSC6624FP-12-BBF	24"	66"	28 3/4"	\$1520	\$1496	\$1496	180	S
	MK-SSC7224FP-12-BBF	24"	72"	28 3/4"	\$1613	\$1588	\$1588	195	S
	MK-SSC4830FP-12-BBF	30"	48"	28 3/4"	\$1420	\$1395	\$1395	175	S
	MK-SSC6030FP-12-BBF	30"	60"	28 3/4"	\$1486	\$1462	\$1462	185	S
	MK-SSC6630FP-12-BBF	30"	66"	28 3/4"	\$1520	\$1496	\$1496	210	S
	MK-SSC7230FP-12-BBF	30"	72"	28 3/4"	\$1613	\$1588	\$1588	235	S
	MK-SSC7236FP-12-BBF	36"	72"	28 3/4"	\$1613	\$1588	\$1588	240	S
 Single Left Pedestal Desk full height b/b/f pedestal & locks	MK-SS6024FP-12-BBF	24"	60"	28 3/4"	\$1333	\$1309	\$1309	170	S
	MK-SS6624FP-12-BBF	24"	66"	28 3/4"	\$1367	\$1343	\$1343	175	S
	MK-SS7224FP-12-BBF	24"	72"	28 3/4"	\$1458	\$1434	\$1434	190	S
	MK-SS4830FP-12-BBF	30"	48"	28 3/4"	\$1319	\$1294	\$1294	170	S
	MK-SS6030FP-12-BBF	30"	60"	28 3/4"	\$1333	\$1309	\$1309	180	S
	MK-SS6630FP-12-BBF	30"	66"	28 3/4"	\$1400	\$1366	\$1366	205	S
	MK-SS7230FP-12-BBF	30"	72"	28 3/4"	\$1458	\$1434	\$1434	220	S
	MK-SS7236FP-12-BBF	36"	72"	28 3/4"	\$1458	\$1434	\$1434	235	S

to order	1. Item Number	example MK-SSC6024FP-12-BBF - FL - 5503 - HS - 4072 <small>ITEM NUMBER PULL STYLE PAINT FINISH LAMINATE EDGE FINISH</small> <i>please separate each item with a dash</i>				
	2. Pull Style					
	3. Paint Finish					
	4. Laminate					
	5. Edge Finish					

drawer pull options

MODEL	DESCRIPTION
FL	Full
RS	Recessed






specification note

Haskell offers 2 1/4" depth pedestals on 24" depth desks.
 Haskell offers 2 3/4" depth pedestals on 30" & 36" depth desks.

Market Series

desk & return shells

DESKING

DESCRIPTION	ITEM #	D	W	H	SELF EDGE	T-MOLD EDGE	3MM EDGE	SHIP WT.	LEAD TIME*
Desk Shell accommodates right or left return 	MK-DS4824	24"	48"	28 3/4"	\$878	\$854	\$854	107	S
	MK-DS6024	24"	60"	28 3/4"	\$992	\$967	\$967	121	S
	MK-DS6624	24"	66"	28 3/4"	\$1032	\$1007	\$1007	129	S
	MK-DS7224	24"	72"	28 3/4"	\$1106	\$1082	\$1082	149	S
	MK-DS4830	30"	48"	28 3/4"	\$878	\$854	\$854	118	S
	MK-DS6030	30"	60"	28 3/4"	\$992	\$967	\$967	133	S
	MK-DS6630	30"	66"	28 3/4"	\$1032	\$1007	\$1007	144	S
	MK-DS7230	30"	72"	28 3/4"	\$1106	\$1082	\$1082	154	S
	MK-DS7236	36"	72"	28 3/4"	\$1106	\$1082	\$1082	165	S
Return Shell - right 	MK-SR3618-18	18"	36"	28 3/4"	\$578	\$553	\$553	58	S
	MK-SR4218-18	18"	42"	28 3/4"	\$578	\$553	\$553	64	S
	MK-SR4818-18	18"	48"	28 3/4"	\$605	\$580	\$580	68	S
	MK-SR6018-18	18"	60"	28 3/4"	\$703	\$678	\$678	78	S
	MK-SR3624-18	24"	36"	28 3/4"	\$588	\$564	\$564	71	S
	MK-SR4224-18	24"	42"	28 3/4"	\$588	\$564	\$564	71	S
	MK-SR4824-18	24"	48"	28 3/4"	\$605	\$580	\$580	77	S
	MK-SR6024-18	24"	60"	28 3/4"	\$703	\$678	\$678	88	S
Return Shell - left 	MK-SR3618-12	18"	36"	28 3/4"	\$578	\$553	\$553	58	S
	MK-SR4218-12	18"	42"	28 3/4"	\$578	\$553	\$553	64	S
	MK-SR4818-12	18"	48"	28 3/4"	\$605	\$580	\$580	68	S
	MK-SR6018-12	18"	60"	28 3/4"	\$703	\$678	\$678	78	S
	MK-SR3624-12	24"	36"	28 3/4"	\$588	\$564	\$564	71	S
	MK-SR4224-12	24"	42"	28 3/4"	\$588	\$564	\$564	71	S
	MK-SR4824-12	24"	48"	28 3/4"	\$605	\$580	\$580	77	S
	MK-SR6024-12	24"	60"	28 3/4"	\$703	\$678	\$678	88	S

to order

1. Item Number
2. Pull Style
3. Paint Finish
4. Laminate
5. Edge Finish

example

MK-DS4824 - FL - 5503 - HS - 4072

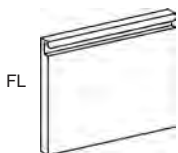
ITEM NUMBER PULL STYLE PAINT FINISH LAMINATE EDGE FINISH

please separate each item with a dash

drawer pull options

MODEL DESCRIPTION


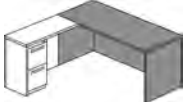
- FL Full
RS Recessed



* S – Standard Lead Time 4-6 weeks | E – Extended Lead Time 10-12 weeks | Lead times subject to change without notice

Market Series

pedestal returns

DESCRIPTION	ITEM #	D	W	H	SELF EDGE	T-MOLD EDGE	3MM EDGE	SHIP WT.	LEAD TIME*
Right Pedestal Return full height, 22¼" D f/f pedestal 	MK-SPR3624FP-18-FF	24"	36"	28 ¾"	\$930	\$905	\$905	120	S
	MK-SPR4224FP-18-FF	24"	42"	28 ¾"	\$930	\$905	\$905	126	S
	MK-SPR4824FP-18-FF	24"	48"	28 ¾"	\$946	\$922	\$922	132	S
	MK-SPR6024FP-18-FF	24"	60"	28 ¾"	\$1044	\$1020	\$1020	140	S
Left Pedestal Return full height, 22¼" D f/f pedestal 	MK-SPR3624FP-12-FF	24"	36"	28 ¾"	\$930	\$905	\$905	120	S
	MK-SPR4224FP-12-FF	24"	42"	28 ¾"	\$930	\$905	\$905	126	S
	MK-SPR4824FP-12-FF	24"	48"	28 ¾"	\$946	\$922	\$922	132	S
	MK-SPR6024FP-12-FF	24"	60"	28 ¾"	\$1044	\$1020	\$1020	140	S

DESKING

to order

- Item Number
- Pull Style
- Paint Finish
- Laminate
- Edge Finish

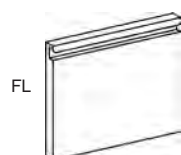
example MK-SPR3624FP-18-FF - FL - 5503 - HS - 4072

ITEM NUMBER PULL STYLE PAINT FINISH LAMINATE EDGE FINISH

please separate each item with a dash

drawer pull options

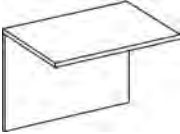

MODEL	DESCRIPTION
FL	Full
RS	Recessed



* S – Standard Lead Time 4-6 weeks | E – Extended Lead Time 10-12 weeks | Lead times subject to change without notice

Market Series

bridge, credenza, corner units

DESCRIPTION	ITEM #	D	W	H	SELF EDGE	T-MOLD EDGE	3MM EDGE	SHIP WT.	LEAD TIME*
Bridge for use between two desks 	MK-SUB3624R	24"	36"	28 ¾"	\$481	\$456	\$456	58	S
	MK-SUB4224R	24"	42"	28 ¾"	\$496	\$472	\$472	62	S
	MK-SUB4824R	24"	48"	28 ¾"	\$566	\$542	\$542	70	S
Kneespace Credenza full height, 22¼" D f/f pedestal 	MK-SCK6024-FP	24"	60"	28 ¾"	\$1607	\$1559	\$1559	230	S
	MK-SCK6624-FP	24"	66"	28 ¾"	\$1664	\$1640	\$1640	240	S
	MK-SCK7224-FP	24"	72"	28 ¾"	\$1704	\$1679	\$1679	250	S

DESKING

to order

1. Item Number
2. Pull Style
3. Paint Finish
4. Laminate
5. Edge Finish

example

MK-SUB3624R - FL - 5503 - HS - 4072

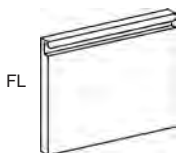
ITEM NUMBER PULL STYLE PAINT FINISH LAMINATE EDGE FINISH

please separate each item with a dash

drawer pull options

MODEL DESCRIPTION

- FL Full
RS Recessed



FL






RS

* S – Standard Lead Time 4-6 weeks | E – Extended Lead Time 10-12 weeks | Lead times subject to change without notice

Market Series

D-shape conferencing desk & peninsula

DESCRIPTION	ITEM #	D	W	H	SELF EDGE	T-MOLD EDGE	3MM EDGE	SHIP WT.	LEAD TIME*
 D-Shape Conferencing Desk for use with bridge units	MK-SCD6030	30"	60"	28 ¾"	\$733	\$709	\$709	102	S
	MK-SCD6630	30"	66"	28 ¾"	\$781	\$757	\$757	108	S
	MK-SCD7230	30"	72"	28 ¾"	\$828	\$804	\$804	114	S
 P-Shape Conferencing Desk for use with bridge units	MK-SCP7242	42"	72"	28 ¾"	\$1126	\$1101	\$1101	125	S
 D-Shape Conferencing Return for use w/ 72", 66" or 60" single ped desks	MK-SCR6030	30"	60"	28 ¾"	\$679	\$655	\$655	66	S
	MK-SCR6630	30"	66"	28 ¾"	\$721	\$697	\$697	71	S
	MK-SCR7230	30"	72"	28 ¾"	\$763	\$739	\$739	77	S

DESKING

to order

1. Item Number
2. Pull Style
3. Paint Finish
4. Laminate
5. Edge Finish


example MK-SCD6030 - FL - 5503 - HS - 4072

ITEM NUMBER PULL STYLE PAINT FINISH LAMINATE EDGE FINISH

please separate each item with a dash

drawer pull options

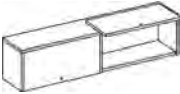
MODEL	DESCRIPTION
FL	Full
RS	Recessed



* S – Standard Lead Time 4-6 weeks | E – Extended Lead Time 10-12 weeks | Lead times subject to change without notice

Market Series

overstorage units and tackboards

DESCRIPTION	ITEM #	NOTE	COM	D	W	H	PRICE	SHIP WT.	LEAD TIME*
Wall Mounted Overstorage Cabinet w/ doors that stow on unit top 	MK-WM30	Includes mounting hardware		14"	30"	15 1/2"	\$685	56	S
	MK-WM36	Includes mounting hardware		14"	36"	15 1/2"	\$723	61	S
	MK-WM42	Includes mounting hardware		14"	42"	15 1/2"	\$761	66	S
	MK-WM48	Includes mounting hardware		14"	48"	15 1/2"	\$786	70	S
	MK-WM60	Includes mounting hardware		14"	60"	15 1/2"	\$1042	89	S
	MK-WM66	Includes mounting hardware		14"	66"	15 1/2"	\$1071	96	S
	MK-WM72	Includes mounting hardware		14"	72"	15 1/2"	\$1152	103	S
Wall Mounted Tackboards for overstorage cabinet	MK-SFT3019	Includes mounting hardware	2 YD	1"	30"	22 1/2"	\$505	28	S
	MK-SFT3619	Includes mounting hardware	2 YD	1"	36"	22 1/2"	\$515	38	S
	MK-SFT4219	Includes mounting hardware	2 YD	1"	42"	22 1/2"	\$525	42	S
	MK-SFT4819	Includes mounting hardware	2 YD	1"	48"	22 1/2"	\$535	48	S
	MK-SFT6019	Includes mounting hardware	2 YD	1"	60"	22 1/2"	\$585	68	S
	MK-SFT6619	Includes mounting hardware	2 YD	1"	66"	22 1/2"	\$595	74	S
	MK-SFT7219	Includes mounting hardware	2.5 YD	1"	72"	22 1/2"	\$615	80	S

to order

1. Item Number
2. Paint Finish
3. Fabric (for tackboards only)

example




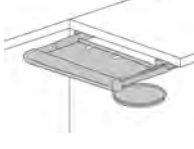
MK-SFT3019 - 5503 -

ITEM NUMBER PAINT FINISH FABRIC/COM

please separate each item with a dash

Market Series

desking accessories

DESCRIPTION	ITEM #	NOTE	PRICE	SHIP WT.	LEAD TIME*
Keyboard Arm 	KB1	Swivels 360 degrees, tils w/ 6" height adjustments Includes wrist rest	\$340	10	S
Keyboard Arm w/ mouse pad 	KB2	Swivels 360 degrees, tils w/ 6" height adjustments Includes wrist rest & mouse pad, for use on left or right	\$384	12	S
Keyboard Tray 	KD1	Steel platform w/ cushion palm rest Steel ball bearing slides	\$287	9	S
Keyboard Tray w/ mouse pad 	KD2	Steel platform w/ cushion palm rest Steel ball bearing slides & mouse pad for use on left or right	\$291	10	S
Box Drawer Divider	HABDD		\$39	4	S
Pedestal Side-to-Side File Bar	HASFB		\$49	4	S
Plexiglass Reference Shelf	MAR1		\$83	1	S
Pencil Tray	MAP1	Black Only	\$49	1	S
24" W Task Light	MTL24		\$185	5.5	S
48" W Task Light	MTL48		\$204	7	S
Center Drawer	CD27	23" D, Specify finish	\$277	5	S

to order

1. Item Number

example

KB1
ITEM NUMBER

Marathon Series

introduction



General

All Marathon Desking Units are 30" H. All worksurfaces are laminate wood core tops at 1 3/16" thick and are available with a self edge, 3mm or T-mold edge. All Marathon Desking Units come with center drawers and central locking systems.

Assembly

All units ship without chrome legs attached. Legs can attach with no tools, but come with an added bracket that can be screwed to the bottom of the pedestal for additional support. Interior drawer accessories are field-installed only.

Locks

Marathon Desking Units comes standard with a removable core lock for easy reconfiguration on site. Units can be keyed alike to other Haskell products upon request.

Installation

Correct installation should include proper leveling.

Application Considerations

When specifying the units for workstation configurations, note the following points:

*18" D returns can be used for the 66" x 30" or wider single pedestal desks.

*Overstorage Units can not be used on 36" D with overhangs. The 6" overhang is not suitable to support a loaded overstorage unit.

COM

All COM yardage is based on a 54" wide fabric.

Keying Information and Locking Options

All locks feature a removable core which is easily removed on site. All lock cores are interchangeable through all products as cores are universal.

Locks throughout an order or locks within a particular workstation can be keyed alike at no additional charge, if specified when ordering. Keyed Alike means that all locks are identical. To order, specify which products are to be keyed alike and order a "Removable Core Lock Kit" for each group of products to be keyed alike. The specified products will be shipped without lock cores. The cores for each workstation will be packaged separately. All Removable Core Lock Kits are shipped with a control key for removing or inserting lock cores. Note that a control key works only when a lock is in the unlocked position.

Master keys, which operate any removable core lock, are available for \$35 net each.

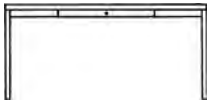
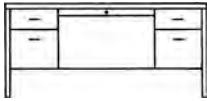
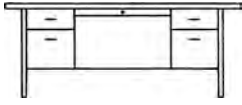
One control key is provided for each "key alike" order. If additional keys are needed, cost is \$35 net each.

Additional keys can be purchased for \$15 net per key.

Marathon Series

double pedestal desks

DESCRIPTION	ITEM #	D	W	H	SELF EDGE	T-MOLD EDGE	3MM EDGE	SHIP WT.	LEAD TIME*
Double Pedestal Desk 6" overhang on side/approach, center drawer w/ central locking system	MDC6036C	36"	60"	30"	\$1665	\$1640	\$1640	200	E
	MDC7236C	36"	72"	30"	\$1705	\$1680	\$1680	224	E
Double Pedestal Desk locks & center drawer w/ central locking system	MDC6030C	30"	60"	30"	\$1615	\$1590	\$1590	190	E
Table Desk locks & center drawer	MTD7236C	36"	72"	30"	\$1525	\$1500	\$1500	198	E



to order

1. Item Number
2. Pull Style
3. Paint Finish
4. Edge Finish
5. Leg Finish

example

MDC6036C - FL - 5503 - 4072 - CH99

ITEM NUMBER PULL STYLE PAINT FINISH EDGE FINISH LEG FINISH

please separate each item with a dash

drawer pull options

MODEL	DESCRIPTION
FL	Full
RS	Recessed
LP	Loop



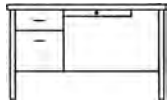
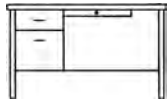
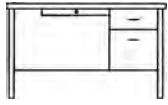
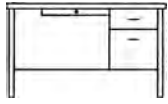
leg finish options

FINISH	DESCRIPTION	PRICE
CH99	Chrome	Standard
Paint Finish #	Painted	10% Upcharge

Marathon Series

single pedestal desks

DESCRIPTION	ITEM #	NOTE	D	W	H	SELF EDGE	T-MOLD EDGE	3MM EDGE	SHIP WT.	LEAD TIME*
Single Pedestal Desk right b/f pedestal & center drawer w/ central locking system	MRC4530C	Not applicable for use w/ returns	30"	45"	30"	\$1385	\$1360	\$1360	123	E
	MRC6030C	Not applicable for use w/ returns	30"	60"	30"	\$1450	\$1425	\$1425	149	E
Single Pedestal Desk right b/f pedestal & center drawer w/ central locking system	MRC6030C	Not applicable for use w/ returns	30"	60"	30"	\$1500	\$1475	\$1475	171	E
	MRC7230C	For use w/18" D return	30"	72"	30"	\$1550	\$1525	\$1525	192	E
Single Pedestal Desk left b/f pedestal & center drawer w/ central locking system	MLC4530C	Not applicable for use w/ returns	30"	45"	30"	\$1385	\$1360	\$1360	123	E
	MLC6030C	Not applicable for use w/ returns	30"	60"	30"	\$1450	\$1425	\$1425	149	E
Single Pedestal Desk left b/f pedestal & center drawer w/ central locking system	MLC6030C	Not applicable for use w/ returns	30"	60"	30"	\$1500	\$1475	\$1475	171	E
	MLC7230C	For use w/ 18" D return	30"	72"	30"	\$1550	\$1525	\$1525	192	E



to order

1. Item Number
2. Pull Style
3. Paint Finish
4. Edge Finish
5. Leg Finish

example

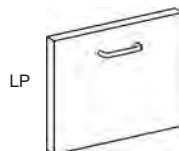
MRC4530C - FL - 5503 - 4072 - CH99

ITEM NUMBER PULL STYLE PAINT FINISH EDGE FINISH LEG FINISH

please separate each item with a dash

drawer pull options

MODEL	DESCRIPTION
FL	Full
RS	Recessed
LP	Loop

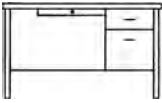
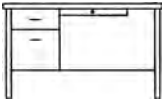


leg finish options

FINISH	DESCRIPTION	PRICE
CH99	Chrome	Standard
Paint Finish #	Painted	10% Upcharge

Marathon Series

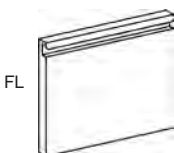
single pedestal desks w/ overhang

DESCRIPTION	ITEM #	NOTE	D	W	H	SELF EDGE	T-MOLD EDGE	3MM EDGE	SHIP WT.	LEAD TIME*
Single Pedestal Desk right b/f pedestal, w/ 6" overhang on approach & center drawer w/ central locking system 	MRC6036C	Not applicable for use w/ returns	36"	60"	30"	\$1535	\$1510	\$1510	165	E
Single Pedestal Desk left b/f pedestal, w/ 6" overhang on approach & center drawer w/ central locking system 	MLC6036C	Not applicable for use w/ returns	36"	60"	30"	\$1535	\$1510	\$1510	165	E

to order	1. Item Number	example	MRC6036C - FL - 5503 - 4072 - CH99				
	2. Pull Style		ITEM NUMBER	PULL STYLE	PAINT FINISH	EDGE FINISH	LEG FINISH
	3. Paint Finish		<i>please separate each item with a dash</i>				
	4. Edge Finish						
	5. Leg Finish						

drawer pull options

MODEL	DESCRIPTION
FL	Full
RS	Recessed
LP	Loop



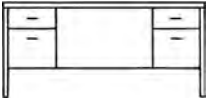


leg finish options

FINISH	DESCRIPTION	PRICE
CH99	Chrome	Standard
Paint Finish #	Painted	10% Upcharge

Marathon Series

returns and credenzas

DESCRIPTION	ITEM #	NOTE	D	W	H	SELF EDGE	T-MOLD EDGE	3MM EDGE	SHIP WT.	LEAD TIME*
 Right Handed Return w/ b/f pedestal	MER4218C	For use w/ 72" W single left ped. desk	18"	42"	30"	\$1015	\$990	\$990	87	E
	MER6018C	For use w/ 72" W single left ped. desk	18"	60"	30"	\$1145	\$1120	\$1120	107	E
 Left Handed Return w/ b/f pedestal	MEL4218C	For use w/ 72" W single left ped. desk	18"	42"	30"	\$1015	\$990	\$990	87	E
	MEL6018C	For use w/ 72" W single left ped. desk	18"	60"	30"	\$915	\$890	\$890	76	E
 Credenza locks & b/f pedestals	MCK6018		18"	60"	30"	\$1600	\$1575	\$1575	150	E

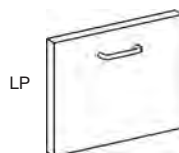
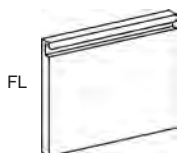
DESKING

- to order**
1. Item Number
 2. Pull Style
 3. Paint Finish
 4. Edge Finish
 5. Leg Finish

example MER4218C - FL - 5503 - 4072 - CH99
ITEM NUMBER PULL STYLE PAINT FINISH EDGE FINISH LEG FINISH
please separate each item with a dash

drawer pull options

MODEL	DESCRIPTION
FL	Full
RS	Recessed
LP	Loop



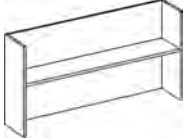

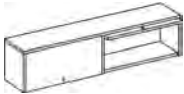
leg finish options

FINISH	DESCRIPTION	PRICE
CH99	Chrome	Standard
Paint Finish #	Painted	10% Upcharge

* S - Standard Lead Time 4-6 weeks | E - Extended Lead Time 10-12 weeks | Lead times subject to change without notice

Marathon Series

overstorage units and tackboards

DESCRIPTION	ITEM #	NOTE	COM	D	W	H	PRICE	SHIP WT.	LEAD TIME*
 Overstorage Shelf w/ tackboard	SOS4219TB	Not applicable for use w/ overhang units	2 YD	14"	42"	35"	\$1050	78	E
	SOS4819TB	Not applicable for use w/ overhang units	2 YD	14"	48"	35"	\$1080	70	E
	SOS6019TB	Not applicable for use w/ overhang units	2 YD	14"	60"	35"	\$1165	111	E
	SOS6619TB	Not applicable for use w/ overhang units	2 YD	14"	66"	35"	\$1240	119	E
	SOS7219TB	Not applicable for use w/ overhang units	2.5 YD	14"	72"	35"	\$1275	128	E
 Overstorage Cabinet w/ tackboard	SOC4235S-TB	Not applicable for use w/ overhang units	2 YD	14"	42"	35"	\$1225	72	E
	SOC4835S-TB	Not applicable for use w/ overhang units	2 YD	14"	48"	35"	\$1250	78	E
	SOC6035S-TB	Not applicable for use w/ overhang units	2 YD	14"	60"	35"	\$1500	111	E
	SOC6635S-TB	Not applicable for use w/ overhang units	2 YD	14"	66"	35"	\$1560	119	E
	SOC7235S-TB	Not applicable for use w/ overhang units	2.5 YD	14"	72"	35"	\$1590	128	E
 Wall Mounted Overstorage Cabinet	WM30	Includes mounting hardware		14"	30"	15 ½"	\$706	56	E
	WM36	Includes mounting hardware		14"	36"	15 ½"	\$745	61	E
	WM42	Includes mounting hardware		14"	42"	15 ½"	\$784	66	E
	WM48	Includes mounting hardware		14"	48"	15 ½"	\$810	70	E
	WM60	Includes mounting hardware		14"	60"	15 ½"	\$1074	89	E
	WM66	Includes mounting hardware		14"	66"	15 ½"	\$1104	96	E
	WM72	Includes mounting hardware		14"	72"	15 ½"	\$987	103	E
Wall Mounted Tackboards for overstorage cabinet	SFT3019	Includes mounting hardware	2 YD	1"	30"	22 ½"	\$505	28	E
	SFT3619	Includes mounting hardware	2 YD	1"	36"	22 ½"	\$515	38	E
	SFT4219	Includes mounting hardware	2 YD	1"	42"	22 ½"	\$525	42	E
	SFT4819	Includes mounting hardware	2 YD	1"	48"	22 ½"	\$535	48	E
	SFT6019	Includes mounting hardware	2 YD	1"	60"	22 ½"	\$585	68	E
	SFT6619	Includes mounting hardware	2 YD	1"	66"	22 ½"	\$595	74	E
	SFT7219	Includes mounting hardware	2.5 YD	1"	72"	22 ½"	\$615	80	E




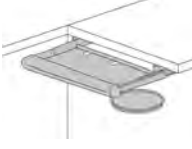
to order

1. Item Number
2. Paint Finish
3. Fabric (for tackboards only)

example **SOS4219TB - 5503 -**
ITEM NUMBER PAINT FINISH FABRIC/COM
please separate each item with a dash

Marathon Series

desking accessories

DESCRIPTION	ITEM #	NOTE	PRICE	SHIP WT.	LEAD TIME*
 Keyboard Arm	KB1	Swivels 360 degrees, tils w/ 6" height adjustments Includes wrist rest	\$350	10	S
 Keyboard Arm w/ mouse pad	KB2	Swivels 360 degrees, tils w/ 6" height adjustments Includes wrist rest & mouse pad, for use on left or right	\$395	12	S
 Keyboard Tray	KD1	Steel platform w/ cushion palm rest Steel ball bearing slides	\$295	9	S
 Keyboard Tray w/ mouse pad	KD2	Steel platform w/ cushion palm rest Steel ball bearing slides & mouse pad for use on left or right	\$300	10	S
24" W Task Light	MTL24		\$190	5.5	S
48" W Task Light	MTL48		\$210	7	S

to order

1. Item Number

example

KB1
ITEM NUMBER



General

All Smart Desking Units are 29 1/8" H. All worksurfaces are laminate wood core tops at 1 3/16" thick and are available with a self edge, 3mm, T-mold or radius edge. Select Smart Desks are available with locking central drawers and will be noted in product descriptions. Pedestals lock individually. Overstorage units are constructed with a single wall steel back panel with a fabric tackboard insert on front. Overstorage units are available with flipper doors or open shelves.

Locks

Smart Desks come standard with a removable core lock for easy reconfiguration on site. Units can be keyed alike to other Haskell products upon request. Central locking is available on desks 66" in width or less.

Installation

Correct installation should include proper leveling.

Application Considerations

When specifying the units for workstation configurations, note the following points:

*24" D returns are used for the 66" x 30" or wider single pedestal desks.

*Overstorage Units can not be used on 36" D with overhangs. The 6" overhang is not suitable to support a loaded overstorage unit.

COM

All COM yardage is based on a 54" wide fabric.

Keying Information and Locking Options

All locks feature a removable core which is easily removed on site. All lock cores are interchangeable through all products as cores are universal.

Locks throughout an order or locks within a particular workstation can be keyed alike at no additional charge if specified when ordering. Keyed Alike means that all locks are identical. To order, specify which products are to be keyed alike and order a "Removable Core Lock Kit" for each group of products to be keyed alike. The specified products will be shipped without lock cores. The cores for each workstation will be packaged separately. All Removable Core Lock Kits are shipped with a control key for removing or inserting lock cores. Note that a control key works only when a lock is in the unlocked position.

Master keys, which operate any removable core, lock are available for \$35 net each.

One control key is provided for each "key alike" order. If additional keys are needed, cost is \$35 net each.

Additional keys can be purchased for \$15 net per key.

Smart Series

desking typicals

DESKING

DESCRIPTION	ITEM #	QTY	PRODUCT NAME	D	W	H	UNIT LIST	TOTAL LIST	LEAD TIME*
Left U-Shape Unit (1) overstorage/tackboard (1) pedestal (1) filing center pedestal	SS7230FP-18-BBF	1	Single Right Pedestal Desk	30"	72"	29"	\$1478	\$1478	E
	SUB4224R	1	Bridge	24"	42"	29"	\$486	\$486	E
	DS7224	1	Desk Shell	24"	72"	29"	\$1115	\$1115	E
	SOC7235S-TB	1	Overstorage Cabinet	14"	72"	35"	\$1589	\$1589	E
	LS12-3024L-2Y	1	Filing Center Pedestal	18"	30"	27 5/8"	\$1312	\$1312	E
	SMART-TY1			Model Number for Smart typical listed above				TOTAL	\$5980



*All typical pricing is based on 3mm edge. Please refer to individual product pages for full descriptions

Left or Right L-Shape Unit (1) overstorage/tackboard (1) personal storage tower	DS7224	1	Desk Shell	24"	72"	29"	\$1115	\$1115	E
	SCR6030	1	D-Shape Conferencing Top	30"	60"	29"	\$675	\$675	E
	SOC7235S-TB	1	Overstorage Cabinet	14"	72"	35"	\$1589	\$1589	E
	TW12-242365-BBF	1	Personal Storage Tower	24"	23"	64 1/2"	\$2128	\$2128	E
	SMART-TY2			Model Number for Smart typical listed above				TOTAL	\$5507



*All typical pricing is based on 3mm edge. Please refer to individual product pages for full descriptions

L-Shape Unit (2) overstorage/tackboard (1) pedestal	SS7224FP-12-BBF	1	Single Left Pedestal Desk	24"	72"	29"	\$1478	\$1478	E
	SPR4824FP-18-FF	1	Right Pedestal Return	24"	48"	29"	\$950	\$950	E
	SOC7235S-TB	1	Overstorage Cabinet	14"	72"	35"	\$1589	\$1589	E
	SMART-TY3			Model Number for Smart typical listed above				TOTAL	\$4017



*All typical pricing is based on 3mm edge. Please refer to individual product pages for full descriptions

- to order
1. Item Number
 2. Pull Style
 3. Paint Finish
 4. Laminate
 5. Edge Finish

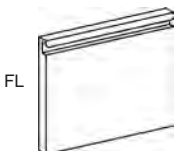
example **SS7230R-FP - FL - 5503 - HS - 4072**

ITEM NUMBER PULL STYLE PAINT FINISH LAMINATE EDGE FINISH

please separate each item with a dash

drawer pull options

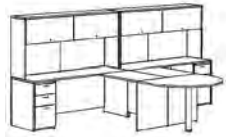
MODEL	DESCRIPTION
FL	Full
RS	Recessed
LP	Loop



Smart Series

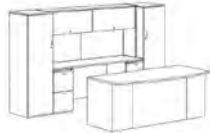
desking typicals

DESCRIPTION	ITEM #	QTY	PRODUCT NAME	D	W	H	UNIT LIST	TOTAL LIST	LEAD TIME*
2 Person Open Plan Workstation (2) overstorage/tackboards (2) pedestals (1) conferencing peninsula	SS7224FP-18-BBF	1	Single Right Pedestal Desk	24"	72"	29"	\$1478	\$1478	E
	SS7224FP-12-BBF	1	Single Left Pedestal Desk	24"	72"	29"	\$1478	\$1478	E
	SR4824-18	1	Return Shell - Right	24"	48"	29"	\$598	\$598	E
	SR4824-12	1	Return Shell - Left	24"	48"	29"	\$598	\$598	E
	SOC7235S-TB	2	Overstorage Cabinet	14"	72"	35"	\$1589	\$3178	E
	SCR4840	1	D-Shape Conferencing Peninsula	40"	48"	29"	\$1165	\$1165	E
SMART-TY4 Model Number for Smart typical listed above							TOTAL	\$8495	



*All typical pricing is based on 3mm edge. Please refer to individual product pages for full descriptions

Double Pedestal Desk & Credenza (1) overstorage/tackboard (4) pedestals (2) storage towers	SDC7248FP-BOW	1	Bow Front Double Pedestal Desk	48"	72"	29"	\$2141	\$2141	E
	SCK7224-FP	1	Kneespace Credenza	24"	72"	29"	\$1731	\$1731	E
	SOC7235S-TB	1	Overstorage Cabinet	14"	72"	35"	\$1589	\$1589	E
	SC18R-1864-FL	1	Single Door Storage Cabinet - Right	24"	18"	64 1/2"	\$955	\$955	E
	SC18L-1864-FL	1	Single Door Storage Cabinet - Left	24"	18"	64 1/2"	\$955	\$955	E
SMART-TY5 Model Number for Smart typical listed above							TOTAL	\$7371	



*All typical pricing is based on 3mm edge. Please refer to individual product pages for full descriptions

Corner Unit (2) pedestals	SCU3624	1	Corner Unit	24"	42"	29"	\$792	\$792	E
	SPR4824FP-18-FF	1	Right Pedestal Return	24"	48"	29"	\$950	\$950	E
	SPR4824FP-12-FF	1	Left Pedestal Return	24"	48"	29"	\$950	\$950	E
SMART-TY6 Model Number for Smart typical listed above							TOTAL	\$2692	



*All typical pricing is based on 3mm edge. Please refer to individual product pages for full descriptions

to order

1. Item Number
2. Pull Style
3. Paint Finish
4. Laminate
5. Edge Finish

example

SDC7248-FPBOW - FL - 5503 - HS - 4072


ITEM NUMBER PULL STYLE PAINT FINISH LAMINATE EDGE FINISH

please separate each item with a dash

drawer pull options

MODEL DESCRIPTION

- FL Full
- RS Recessed
- LP Loop



Smart Series

double pedestal desks

DESCRIPTION	ITEM #	D	W	H	SELF EDGE	T-MOLD EDGE	3MM EDGE	RADIUS FRONT	RADIUS FRONT/BACK	SHIP WT.	LEAD TIME*
Double Pedestal Desk ¾ height, 28¼" D b/f pedestals center drawer w/ central locking	SDC6030EP-BF	30"	60"	29"	\$1772	\$1747	\$1747	\$1797	\$1822	231	E
Double Pedestal Desk full height, 28¾" D pedestals, locks & center drawer	SDC6030FP-BBF-FF	30"	60"	29"	\$1772	\$1747	\$1747	\$1797	\$1822	236	E
	SDC6630FP-BBF-FF	30"	66"	29"	\$1780	\$1755	\$1755	\$1805	\$1830	253	E
	SDC7230FP-BBF-FF	30"	72"	29"	\$1961	\$1936	\$1936	\$1986	\$2011	265	E
Double Pedestal Desk full height, 28¾" D pedestals & locks	SD6030FP-BBF-FF	30"	60"	29"	\$1580	\$1555	\$1555	\$1605	\$1630	236	E
	SD6630FP-BBF-FF	30"	66"	29"	\$1620	\$1595	\$1595	\$1645	\$1670	253	E
	SD7230FP-BBF-FF	30"	72"	29"	\$1803	\$1778	\$1778	\$1828	\$1853	265	E
Double Pedestal Desk full height, 28¾" D pedestals, end panels & locks	SD6030EP-BBF-FF-24	30"	60"	29"	\$1920	\$1890	\$1890	\$1940	\$1965	231	E
	SD6630EP-BBF-FF-24	30"	66"	29"	\$1935	\$1905	\$1905	\$1955	\$1980	251	E
	SD7230EP-BBF-FF-24	30"	72"	29"	\$2105	\$2080	\$2080	\$2130	\$2155	263	E



to order

1. Item Number
2. Pull Style
3. Paint Finish
4. Laminate
5. Edge Finish

example

SDC6030EP-BF - 5503 - HS - 4072

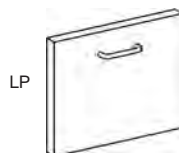

ITEM NUMBER PAINT FINISH LAMINATE EDGE FINISH

please separate each item with a dash

drawer pull options

MODEL DESCRIPTION

- FL Full
- RS Recessed
- LP Loop



Smart Series

bow front double pedestal desks

DESCRIPTION	ITEM #	D	W	H	SELF EDGE	T-MOLD EDGE	3MM EDGE	RADIUS FRONT	RADIUS FRONT/BACK	SHIP WT.	LEAD TIME*
Bow Front Double Pedestal Desk full height, 28¼" D pedestals, locks & center drawer	SDC6648FP-BOW	48"	66"	29"	\$1985	\$1960	\$1960	\$2010	\$2035	273	E
	SDC7248FP-BOW	48"	72"	29"	\$2166	\$2141	\$2141	\$2190	\$2215	285	E
Bow Front Double Pedestal Desk full height, 28¼" D pedestals & locks	SD6648FP-BOW	48"	66"	29"	\$1827	\$1802	\$1802	\$1852	\$1877	273	E
	SD7248FP-BOW	48"	72"	29"	\$2007	\$1982	\$1982	\$2032	\$2057	285	E



DESKING

to order

- Item Number
- Pull Style
- Paint Finish
- Laminate
- Edge Finish
- Options

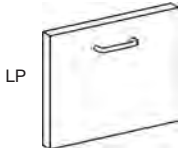
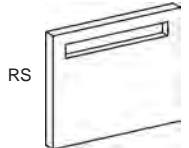
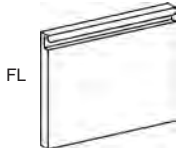
example SDC6648FP-BOW - FL - 5503 - HS - 4072 - CL

ITEM NUMBER PULL STYLE PAINT FINISH LAMINATE EDGE FINISH OPTIONS

please separate each item with a dash

drawer pull options

MODEL	DESCRIPTION
FL	Full
RS	Recessed
LP	Loop







central locking options

MODEL	DESCRIPTION	PRICE
CL	Central locking is available on desks 66" in width or less	\$80

* S – Standard Lead Time 4-6 weeks | E – Extended Lead Time 10-12 weeks | Lead times subject to change without notice

Smart Series

table desks

DESCRIPTION	ITEM #	D	W	H	SELF EDGE	T-MOLD EDGE	3MM EDGE	RADIUS FRONT	RADIUS FRONT/BACK	SHIP WT.	LEAD TIME*
Table Desk Zeal legs 	AS6030	30"	60"	29"	\$880	\$850	\$850	\$990	\$1015	150	E
	AS7230	30"	72"	29"	\$980	\$950	\$950	\$1090	\$1115	175	E
Table Desk Zeal legs & metal modesty panel 	AS6030MP	30"	60"	29"	\$1130	\$1100	\$1100	\$1240	\$1265	180	E
	AS7230MP	30"	72"	29"	\$1230	\$1200	\$1200	\$1340	\$1365	205	E
Mobile Table Desk Zeal leg & casters 	ASZC3060	30"	60"	29"	\$1005	\$975	\$975	\$1115	\$1140	160	E
	ASZC3072	30"	72"	29"	\$1100	\$1075	\$1075	\$1215	\$1240	180	E
Mobile Table Desk Zeal leg & casters & metal modesty panel 	ASZC3060MP	30"	60"	29"	\$1255	\$1225	\$1225	\$1365	\$1390	190	E
	ASZC3072MP	30"	72"	29"	\$1350	\$1325	\$1325	\$1465	\$1490	210	E

to order

1. Item Number
2. Paint Finish
3. Laminate
4. Edge Finish

example **AS6030 - 5503 - HS - 4072**

ITEM NUMBER PAINT FINISH LAMINATE EDGE FINISH

please separate each item with a dash

Smart Series

single pedestal desks - right

DESCRIPTION	ITEM #	D	W	H	SELF EDGE	T-MOLD EDGE	3MM EDGE	RADIUS FRONT	RADIUS FRONT/BACK	SHIP WT.	LEAD TIME*
Single Right Pedestal Desk ¾ height b/f pedestal, locks & center drawer 	SSC4830REP-BF	30"	48"	29"	\$1463	\$1438	\$1438	\$1488	\$1513	175	E
	SSC6030REP-BF	30"	60"	29"	\$1532	\$1507	\$1507	\$1557	\$1582	185	E
	SSC6630REP-BF	30"	66"	29"	\$1567	\$1542	\$1542	\$1592	\$1617	195	E
	SSC7230REP-BF	30"	72"	29"	\$1662	\$1637	\$1637	\$1687	\$1712	205	E
	SSC7236REP-BF	36"	72"	29"	\$1662	\$1637	\$1637	\$1687	\$1712	205	E
Single Right Pedestal Desk full height b/b/f pedestal, locks & center drawer 	SSC6024FP-18-BBF	24"	60"	29"	\$1532	\$1507	\$1507	\$1557	\$1582	175	E
	SSC6624FP-18-BBF	24"	66"	29"	\$1567	\$1542	\$1542	\$1592	\$1617	180	E
	SSC7224FP-18-BBF	24"	72"	29"	\$1662	\$1637	\$1637	\$1687	\$1712	195	E
	SSC4830FP-18-BBF	30"	48"	29"	\$1463	\$1438	\$1438	\$1488	\$1513	175	E
	SSC6030FP-18-BBF	30"	60"	29"	\$1532	\$1507	\$1507	\$1557	\$1582	185	E
	SSC6630FP-18-BBF	30"	66"	29"	\$1567	\$1542	\$1542	\$1592	\$1617	210	E
	SSC7230FP-18-BBF	30"	72"	29"	\$1662	\$1637	\$1637	\$1687	\$1712	235	E
	SSC7236FP-18-BBF	36"	72"	29"	\$1662	\$1637	\$1637	\$1687	\$1712	240	E
Single Right Pedestal Desk full height b/b/f pedestal & locks 	SS6024FP-18-BBF	24"	60"	29"	\$1374	\$1349	\$1349	\$1399	\$1424	170	E
	SS6624FP-18-BBF	24"	66"	29"	\$1409	\$1384	\$1384	\$1434	\$1459	175	E
	SS7224FP-18-BBF	24"	72"	29"	\$1503	\$1478	\$1478	\$1528	\$1553	190	E
	SS4830FP-18-BBF	30"	48"	29"	\$1359	\$1334	\$1334	\$1384	\$1409	170	E
	SS6030FP-18-BBF	30"	60"	29"	\$1374	\$1349	\$1349	\$1399	\$1424	180	E
	SS6630FP-18-BBF	30"	66"	29"	\$1443	\$1408	\$1408	\$1458	\$1483	205	E
	SS7230FP-18-BBF	30"	72"	29"	\$1503	\$1478	\$1478	\$1528	\$1553	220	E
SS7236FP-18-BBF	36"	72"	29"	\$1503	\$1478	\$1478	\$1528	\$1553	235	E	

to order

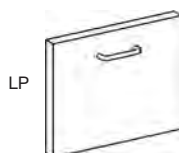

1. Item Number
2. Pull Style
3. Paint Finish
4. Laminate
5. Edge Finish

example

SSC4830R - FL - 5503 - HS - 4072
 ITEM NUMBER PULL STYLE PAINT FINISH LAMINATE EDGE FINISH
please separate each item with a dash

drawer pull options

- FL Full
- RS Recessed
- LP Loop



specification note

Haskell offers 22¼" depth pedestals on 24" depth desks.
 Haskell offers 28¼" depth pedestals on 30" & 36" depth desks.

Smart Series

single pedestal desks - left

DESCRIPTION	ITEM #	D	W	H	SELF EDGE	T-MOLD EDGE	3MM EDGE	RADIUS FRONT	RADIUS FRONT/BACK	SHIP WT.	LEAD TIME*
 Single Left Pedestal Desk ¾ height b/f pedestal, locks & center drawer	SSC4830LEP-BF	30"	48"	29"	\$1463	\$1438	\$1438	\$1488	\$1513	175	E
	SSC6030LEP-BF	30"	60"	29"	\$1532	\$1507	\$1507	\$1557	\$1582	185	E
	SSC6630LEP-BF	30"	66"	29"	\$1567	\$1542	\$1542	\$1592	\$1617	195	E
	SSC7230LEP-BF	30"	72"	29"	\$1662	\$1637	\$1637	\$1687	\$1712	205	E
	SSC7236LEP-BF	36"	72"	29"	\$1662	\$1637	\$1637	\$1687	\$1712	205	E
 Single Left Pedestal Desk full height b/b/f pedestal, locks & center drawer	SSC6024FP-12-BBF	24"	60"	29"	\$1532	\$1507	\$1507	\$1557	\$1582	175	E
	SSC6624FP-12-BBF	24"	66"	29"	\$1567	\$1542	\$1542	\$1592	\$1617	180	E
	SSC7224FP-12-BBF	24"	72"	29"	\$1662	\$1637	\$1637	\$1687	\$1712	195	E
	SSC4830FP-12-BBF	30"	48"	29"	\$1463	\$1438	\$1438	\$1488	\$1513	175	E
	SSC6030FP-12-BBF	30"	60"	29"	\$1532	\$1507	\$1507	\$1557	\$1582	185	E
	SSC6630FP-12-BBF	30"	66"	29"	\$1567	\$1542	\$1542	\$1592	\$1617	210	E
	SSC7230FP-12-BBF	30"	72"	29"	\$1662	\$1637	\$1637	\$1687	\$1712	235	E
	SSC7236FP-12-BBF	36"	72"	29"	\$1662	\$1637	\$1637	\$1687	\$1712	240	E
 Single Left Pedestal Desk full height b/b/f pedestal & locks	SS6024FP-12-BBF	24"	60"	29"	\$1374	\$1349	\$1349	\$1399	\$1424	170	E
	SS6624FP-12-BBF	24"	66"	29"	\$1409	\$1384	\$1384	\$1434	\$1459	175	E
	SS7224FP-12-BBF	24"	72"	29"	\$1503	\$1478	\$1478	\$1528	\$1553	190	E
	SS4830FP-12-BBF	30"	48"	29"	\$1359	\$1334	\$1334	\$1384	\$1409	170	E
	SS6030FP-12-BBF	30"	60"	29"	\$1374	\$1349	\$1349	\$1399	\$1424	180	E
	SS6630FP-12-BBF	30"	66"	29"	\$1443	\$1408	\$1408	\$1458	\$1483	205	E
	SS7230FP-12-BBF	30"	72"	29"	\$1503	\$1478	\$1478	\$1528	\$1553	220	E
	SS7236FP-12-BBF	36"	72"	29"	\$1503	\$1478	\$1478	\$1528	\$1553	235	E

to order

1. Item Number
2. Pull Style
3. Paint Finish
4. Laminate
5. Edge Finish

example

SSC4830L - FL - 5503 - HS - 4072

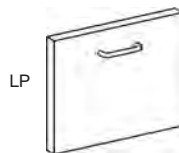
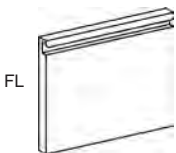
ITEM NUMBER PULL STYLE PAINT FINISH LAMINATE EDGE FINISH

please separate each item with a dash

drawer pull options

MODEL DESCRIPTION

- FL Full
- RS Recessed
- LP Loop

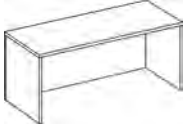




specification note

Haskell offers 22¼" depth pedestals on 24" depth desks.
 Haskell offers 28¼" depth pedestals on 30" & 36" depth desks.

Smart Series

desk & return shells

DESCRIPTION	ITEM #	D	W	H	SELF EDGE	T-MOLD EDGE	3MM EDGE	RADIUS FRONT	SHIP WT.	LEAD TIME*
Desk Shell accommodates right or left return 	DS4824	24"	48"	29"	\$905	\$880	\$880	\$930	107	E
	DS6024	24"	60"	29"	\$1022	\$997	\$997	\$1047	121	E
	DS6624	24"	66"	29"	\$1063	\$1038	\$1038	\$1088	129	E
	DS7224	24"	72"	29"	\$1140	\$1115	\$1115	\$1165	149	E
	DS4830	30"	48"	29"	\$905	\$880	\$880	\$930	118	E
	DS6030	30"	60"	29"	\$1022	\$997	\$997	\$1047	133	E
	DS6630	30"	66"	29"	\$1063	\$1038	\$1038	\$1088	144	E
	DS7230	30"	72"	29"	\$1140	\$1115	\$1115	\$1165	154	E
	DS7236	36"	72"	29"	\$1140	\$1115	\$1115	\$1165	165	E
Return Shell - right 	SR3618-18	18"	36"	29"	\$595	\$570	\$570	N/A	58	E
	SR4218-18	18"	42"	29"	\$595	\$570	\$570	N/A	64	E
	SR4818-18	18"	48"	29"	\$623	\$598	\$598	N/A	68	E
	SR6018-18	18"	60"	29"	\$724	\$699	\$699	N/A	78	E
	SR3624-18	24"	36"	29"	\$606	\$581	\$581	N/A	71	E
	SR4224-18	24"	42"	29"	\$606	\$581	\$581	N/A	71	E
	SR4824-18	24"	48"	29"	\$623	\$598	\$598	N/A	77	E
	SR6024-18	24"	60"	29"	\$724	\$699	\$699	N/A	88	E
Return Shell - left 	SR3618-12	18"	36"	29"	\$595	\$570	\$570	N/A	58	E
	SR4218-12	18"	42"	29"	\$595	\$570	\$570	N/A	64	E
	SR4818-12	18"	48"	29"	\$623	\$598	\$598	N/A	68	E
	SR6018-12	18"	60"	29"	\$724	\$699	\$699	N/A	78	E
	SR3624-12	24"	36"	29"	\$606	\$581	\$581	N/A	71	E
	SR4224-12	24"	42"	29"	\$606	\$581	\$581	N/A	71	E
	SR4824-12	24"	48"	29"	\$623	\$598	\$598	N/A	77	E
	SR6024-12	24"	60"	29"	\$724	\$699	\$699	N/A	88	E

to order

1. Item Number
2. Pull Style
3. Paint Finish
4. Laminate
5. Edge Finish

example

DS4824 - FL - 5503 - HS - 4072

ITEM NUMBER PULL STYLE PAINT FINISH LAMINATE EDGE FINISH

please separate each item with a dash

drawer pull options

MODEL DESCRIPTION

- FL Full
- RS Recessed
- LP Loop



Smart Series

pedestal returns

DESCRIPTION	ITEM #	D	W	H	SELF EDGE	T-MOLD EDGE	3MM EDGE	SHIP WT.	LEAD TIME*
Right Pedestal Return ¾ height, 18" D b/f pedestal	SPR4818EP-18-BF	18"	48"	29"	\$958	\$933	\$933	118	E
	SPR6018EP-18-BF	18"	60"	29"	\$1052	\$1027	\$1027	125	E
Left Pedestal Return ¾ height, 18" D b/f pedestal	SPR4818EP-12-BF	18"	48"	29"	\$958	\$933	\$933	118	E
	SPR6018EP-12-BF	18"	60"	29"	\$1052	\$1027	\$1027	125	E
Right Pedestal Return full height, 22¼" D f/f pedestal	SPR3624FP-18-FF	24"	36"	29"	\$958	\$933	\$933	120	E
	SPR4224FP-18-FF	24"	42"	29"	\$958	\$933	\$933	126	E
	SPR4824FP-18-FF	24"	48"	29"	\$975	\$950	\$950	132	E
	SPR6024FP-18-FF	24"	60"	29"	\$1076	\$1051	\$1051	140	E
Left Pedestal Return full height, 22¼" D f/f pedestal	SPR3624FP-12-FF	24"	36"	29"	\$958	\$933	\$933	120	E
	SPR4224FP-12-FF	24"	42"	29"	\$958	\$933	\$933	126	E
	SPR4824FP-12-FF	24"	48"	29"	\$975	\$950	\$950	132	E
	SPR6024FP-12-FF	24"	60"	29"	\$1076	\$1051	\$1051	140	E



to order

1. Item Number
2. Pull Style
3. Paint Finish
4. Laminate
5. Edge Finish

example

SPR4818R - FL - 5503 - HS - 4072

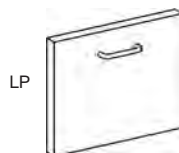

ITEM NUMBER PULL STYLE PAINT FINISH LAMINATE EDGE FINISH

please separate each item with a dash

drawer pull options

MODEL DESCRIPTION

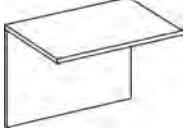

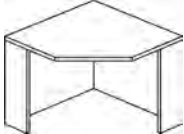
- FL Full
- RS Recessed
- LP Loop



* S – Standard Lead Time 4-6 weeks | E – Extended Lead Time 10-12 weeks | Lead times subject to change without notice

Smart Series

bridge, credenza, corner units

DESCRIPTION	ITEM #	D	W	H	SELF EDGE	T-MOLD EDGE	3MM EDGE	RADIUS FRONT	RADIUS FRONT/BACK	SHIP WT.	LEAD TIME*
Bridge for use between two desks 	SUB3624R	24"	36"	29"	\$495	\$470	\$470	N/A	N/A	58	E
	SUB4224R	24"	42"	29"	\$511	\$486	\$486	N/A	N/A	62	E
	SUB4824R	24"	48"	29"	\$583	\$558	\$558	N/A	N/A	70	E
Kneespace Credenza full height, 22¼" D f/f pedestals 	SCK6024-FP	24"	60"	29"	\$1656	\$1631	\$1631	\$1681	\$1706	230	E
	SCK6624-FP	24"	66"	29"	\$1715	\$1690	\$1690	\$1740	\$1765	240	E
	SCK7224-FP	24"	72"	29"	\$1756	\$1731	\$1731	\$1781	\$1806	250	E
Corner Unit 	SCU3624	24"	36"	29"	\$970	\$945	\$945	N/A	N/A	85	E
	SCU4224	24"	42"	29"	\$1060	\$1035	\$1035	N/A	N/A	120	E

to order

1. Item Number
2. Pull Style
3. Paint Finish
4. Laminate
5. Edge Finish

example SUB3624R - FL - 5503 - HS - 4072


ITEM NUMBER PULL STYLE PAINT FINISH LAMINATE EDGE FINISH

please separate each item with a dash

drawer pull options





MODEL DESCRIPTION

- FL Full
- RS Recessed
- LP Loop



Smart Series

D-shape conferencing desk & peninsula

DESCRIPTION	ITEM #	D	W	H	SELF EDGE	T-MOLD EDGE	3MM EDGE	SHIP WT.	LEAD TIME*
D-Shape Conferencing Desk for use with bridge units 	SCD6030	30"	60"	29"	\$755	\$730	\$730	102	E
	SCD6630	30"	66"	29"	\$805	\$780	\$780	108	E
	SCD7230	30"	72"	29"	\$853	\$828	\$828	114	E
P-Shape Conferencing Desk for use with bridge units 	SCP7242	42"	72"	29"	\$1160	\$1135	\$1135	125	E
D-Shape Conferencing Return for use w/ 72", 66" or 60" single ped desks 	SCR6030	30"	60"	29"	\$700	\$675	\$675	66	E
	SCR6630	30"	66"	29"	\$743	\$718	\$718	71	E
	SCR7230	30"	72"	29"	\$786	\$761	\$761	77	E
D-Shape Conferencing Return for use w/ (2) 24" D returns or desks that face each other 	SCR4840	40"	48"	29"	\$1190	\$1165	\$1165	68	E

to order

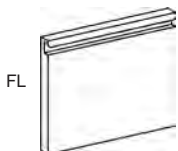
1. Item Number
2. Pull Style
3. Paint Finish
4. Laminate
5. Edge Finish

example

SCP6030 - FL - 5503 - HS - 4072
ITEM NUMBER PULL STYLE PAINT FINISH LAMINATE EDGE FINISH
please separate each item with a dash



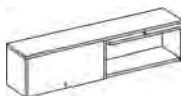
drawer pull options

MODEL	DESCRIPTION
FL	Full
RS	Recessed
LP	Loop



Smart Series

overstorage units and tackboards

DESCRIPTION	ITEM #	NOTE	COM	D	W	H	PRICE	SHIP WT.	LEAD TIME*
 Overstorage Shelf w/ tackboard	SOS3619TB	Not applicable for use w/ overhang units	2 YD	14"	36"	35"	\$926	65	E
	SOS4219TB	Not applicable for use w/ overhang units	2 YD	14"	42"	35"	\$975	78	E
	SOS4819TB	Not applicable for use w/ overhang units	2 YD	14"	48"	35"	\$1012	70	E
	SOS6019TB	Not applicable for use w/ overhang units	2 YD	14"	60"	35"	\$1110	111	E
	SOS6619TB	Not applicable for use w/ overhang units	2 YD	14"	66"	35"	\$1159	119	E
	SOS7219TB	Not applicable for use w/ overhang units	2.5 YD	14"	72"	35"	\$1221	128	E
 Overstorage Cabinet w/ tackboard	SOC3635S-TB	Not applicable for use w/ overhang units	2 YD	14"	36"	35"	\$1141	67	E
	SOC4235S-TB	Not applicable for use w/ overhang units	2 YD	14"	42"	35"	\$1178	72	E
	SOC4835S-TB	Not applicable for use w/ overhang units	2 YD	14"	48"	35"	\$1214	78	E
	SOC6035S-TB	Not applicable for use w/ overhang units	2 YD	14"	60"	35"	\$1503	111	E
	SOC6635S-TB	Not applicable for use w/ overhang units	2 YD	14"	66"	35"	\$1564	119	E
	SOC7235S-TB	Not applicable for use w/ overhang units	2.5 YD	14"	72"	35"	\$1589	128	E
 Wall Mounted Overstorage Cabinet	WM30	Includes mounting hardware		14"	30"	15 1/2"	\$706	56	E
	WM36	Includes mounting hardware		14"	36"	15 1/2"	\$745	61	E
	WM42	Includes mounting hardware		14"	42"	15 1/2"	\$784	66	E
	WM48	Includes mounting hardware		14"	48"	15 1/2"	\$810	70	E
	WM60	Includes mounting hardware		14"	60"	15 1/2"	\$1074	89	E
	WM66	Includes mounting hardware		14"	66"	15 1/2"	\$1104	96	E
	WM72	Includes mounting hardware		14"	72"	15 1/2"	\$1187	103	E
Wall Mounted Tackboards for overstorage cabinet	SFT3019	Includes mounting hardware	2 YD	1"	30"	22 1/2"	\$505	28	E
	SFT3619	Includes mounting hardware	2 YD	1"	36"	22 1/2"	\$515	38	E
	SFT4219	Includes mounting hardware	2 YD	1"	42"	22 1/2"	\$525	42	E
	SFT4819	Includes mounting hardware	2 YD	1"	48"	22 1/2"	\$535	48	E
	SFT6019	Includes mounting hardware	2 YD	1"	60"	22 1/2"	\$585	68	E
	SFT6619	Includes mounting hardware	2 YD	1"	66"	22 1/2"	\$595	74	E
	SFT7219	Includes mounting hardware	2.5 YD	1"	72"	22 1/2"	\$615	80	E

to order

1. Item Number
2. Paint Finish
3. Fabric (for tackboards only)

example

SOS3619TB - 5503 -




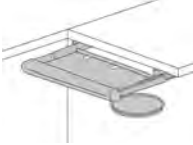
ITEM NUMBER PAINT FINISH FABRIC/COM

please separate each item with a dash

DESKING

Smart Series

desking accessories

DESCRIPTION	ITEM #	NOTE	PRICE	SHIP WT.	LEAD TIME*
Keyboard Arm 	KB1	Swivels 360 degrees, tils w/ 6" height adjustments Includes wrist rest	\$350	10	S
Keyboard Arm w/ mouse pad 	KB2	Swivels 360 degrees, tils w/ 6" height adjustments Includes wrist rest & mouse pad, for use on left or right	\$395	12	S
Keyboard Tray 	KD1	Steel platform w/ cushion palm rest Steel ball bearing slides	\$295	9	S
Keyboard Tray w/ mouse pad 	KD2	Steel platform w/ cushion palm rest Steel ball bearing slides & mouse pad for use on left or right	\$300	10	S
Box Drawer Divider	HABDD		\$40	4	S
Pedestal Side-to-Side File Bar	HASFB		\$50	4	S
Plexiglass Reference Shelf	MAR1		\$85	1	S
Pencil Tray	MAP1	Black Only	\$50	1	S
24" W Task Light	MTL24		\$190	5.5	S
48" W Task Light	MTL48		\$210	7	S
Center Drawer	CD27	23" D, Specify finish	\$285	5	S

to order
1. Item Number

example
KB1
ITEM NUMBER



General

All Market Series Desking Units are 28 ¾" H. All worksurfaces are laminate wood core tops at 1 ¾" thick and are available with a self edge, 3mm or T-mold edge. Pedestals lock individually.

Locks

Market Desks come standard with a removable core lock for easy reconfiguration on site. Units can be keyed alike to other Haskell products upon request.

Keying Information and Locking Options

All locks feature a removable core which is easily removed on site. All lock cores are interchangeable through all products as cores are universal.

Locks throughout an order or locks within a particular workstation can be keyed alike at no additional charge if specified when ordering. Keyed Alike means that all locks are identical. To order, specify which products are to be keyed alike and order a "Removable Core Lock Kit" for each group of products to be keyed alike. The specified products will be shipped without lock cores. The cores for each workstation will be packaged separately. All Removable Core Lock Kits are shipped with a control key for removing or inserting lock cores. Note that a control key works only when a lock is in the unlocked position.

Master keys, which operate any removable core, lock are available for \$35 net each.

One control key is provided for each "key alike" order. If additional keys are needed, cost is \$35 net each.

Additional keys can be purchased for \$15 net per key.

Market Series

D-shape educator desk - right

DESCRIPTION	ITEM #	D	W	H	SELF EDGE	T-MOLD EDGE	3MM EDGE	SHIP WT.	LEAD TIME*
D-Shape Educators Desk 28 3/4" D f/f pedestal, locks & center drawer	MK-SEDC6630FR-FF	30"	66"	28 3/4"	\$1493	\$1469	\$1469	180	S
	MK-SEDC7230FR-FF	30"	72"	28 3/4"	\$1520	\$1496	\$1496	190	S
D-Shape Educators Desk 28 3/4" D b/b/f pedestal, locks & center drawer	MK-SEDC6630BR-BBF	30"	66"	28 3/4"	\$1499	\$1475	\$1475	180	S
	MK-SEDC7230BR-BBF	30"	72"	28 3/4"	\$1602	\$1578	\$1578	190	S



CARTS & LECTERNS & INSTRUCTION ZONE

to order

1. Item Number
2. Pull Style
3. Paint Finish
4. Laminate
5. Edge Finish

example MK-SEDC6630FR-FF - FL - 5503 - HS - 4072

ITEM NUMBER PULL STYLE PAINT FINISH LAMINATE EDGE FINISH

please separate each item with a dash

drawer pull options

MODEL DESCRIPTION

- FL Full
- RS Recessed



* S – Standard Lead Time 4-6 weeks | E – Extended Lead Time 10-12 weeks | Lead times subject to change without notice

Market Series

D-shape educator desk - left

DESCRIPTION	ITEM #	D	W	H	SELF EDGE	T-MOLD EDGE	3MM EDGE	SHIP WT.	LEAD TIME*
D-Shape Educators Desk 28 3/4" D f/f pedestal, locks & center drawer	MK-SED6630FL-FF	30"	66"	28 3/4"	\$1493	\$1467	\$1467	180	S
	MK-SED7230FL-FF	30"	72"	28 3/4"	\$1520	\$1496	\$1496	190	S
D-Shape Educators Desk 28 3/4" D b/b/f pedestal, locks & center drawer	MK-SED6630BL-BBF	30"	66"	28 3/4"	\$1499	\$1475	\$1475	180	S
	MK-SED7230BL-BBF	30"	72"	28 3/4"	\$1602	\$1578	\$1578	190	S



to order

1. Item Number
2. Pull Style
3. Paint Finish
4. Laminate
5. Edge Finish

example MK-SED6630FL-FF - FL - 5503 - HS - 4072

ITEM NUMBER PULL STYLE PAINT FINISH LAMINATE EDGE FINISH

please separate each item with a dash

drawer pull options

MODEL	DESCRIPTION
FL	Full
RS	Recessed



Smart Series

introduction - instruction zone



General

All Smart Desking Units are 29 1/8" H. All worksurfaces are laminate wood core tops at 1 3/16" thick and are available with a self edge, 3mm, T-mold or radius edge. Select Smart Desks are available with locking central drawers and will be noted in product descriptions. Pedestals lock individually. Overstorage units are constructed with a single wall steel back panel with a fabric tackboard insert on front. Overstorage units are available with flipper doors or open shelves.

Locks

Smart Desks come standard with a removable core lock for easy reconfiguration on site. Units can be keyed alike to other Haskell products upon request. Central locking is available on desks 66" in width or less.

Installation

Correct installation should include proper leveling.

Application Considerations

When specifying the units for workstation configurations, note the following points:

*24" D returns are used for the 66" x 30" or wider single pedestal desks.

*Overstorage Units can not be used on 36" D with overhangs. The 6" overhang is not suitable to support a loaded overstorage unit.

COM

All COM yardage is based on a 54" wide fabric.

Keying Information and Locking Options

All locks feature a removable core which is easily removed on site. All lock cores are interchangeable through all products as cores are universal.

Locks throughout an order or locks within a particular workstation can be keyed alike at no additional charge if specified when ordering. Keyed Alike means that all locks are identical. To order, specify which products are to be keyed alike and order a "Removable Core Lock Kit" for each group of products to be keyed alike. The specified products will be shipped without lock cores. The cores for each workstation will be packaged separately. All Removable Core Lock Kits are shipped with a control key for removing or inserting lock cores. Note that a control key works only when a lock is in the unlocked position.

Master keys, which operate any removable core, lock are available for \$35 net each.

One control key is provided for each "key alike" order. If additional keys are needed, cost is \$35 net each.

Additional keys can be purchased for \$15 net per key.

Smart Series

podium

DESCRIPTION	ITEM #	D	W	H	SELF EDGE	T-MOLD EDGE	3MM EDGE	SHIP WT.	LEAD TIME*
Mobile Educators Podium Zeal casters	LCT03	24"	17"	42"	\$1682	\$1657	\$1657	92	E



CARTS & LECTERNS & INSTRUCTION ZONE

to order	1. Item Number	LCT03	-	FL	-	5503	-	HS	-	4072
	2. Pull Style	ITEM NUMBER		PULL STYLE		PAINT FINISH		LAMINATE		EDGE FINISH
	3. Paint Finish									
	4. Laminate									
	5. Edge Finish									

example

drawer pull options

MODEL	DESCRIPTION
FL	Full
RS	Recessed
LP	Loop



* S – Standard Lead Time 4-6 weeks | E – Extended Lead Time 10-12 weeks | Lead times subject to change without notice

Smart Series

D-shape educator desk - right

DESCRIPTION	ITEM #	D	W	H	SELF EDGE	T-MOLD EDGE	3MM EDGE	SHIP WT.	LEAD TIME*
D-Shape Educators Desk 28¼" D f/f pedestal, locks & center drawer	SEDC6630FR-FF	30"	66"	29"	\$1539	\$1514	\$1514	180	E
	SEDC7230FR-FF	30"	72"	29"	\$1567	\$1542	\$1542	190	E
D-Shape Educators Desk 28¼" D b/b/f pedestal, locks & center drawer	SEDC6630BR-BBF	30"	66"	29"	\$1545	\$1520	\$1520	180	E
	SEDC7230BR-BBF	30"	72"	29"	\$1651	\$1626	\$1626	190	E
D-Shape Educators Desk 28¼" D f/f pedestal, bookcase, locks & center drawer	SEDC7230FCR-FF	30"	72"	29"	\$2049	\$2024	\$2024	260	E
D-Shape Educators Desk 28¼" D b/b/f pedestal, bookcase, locks & center drawer	SEDC7230BCR-BBF	30"	72"	29"	\$2132	\$2107	\$2107	260	E

CARTS & LECTERNS & INSTRUCTION ZONE

to order

1. Item Number
2. Pull Style
3. Paint Finish
4. Laminate
5. Edge Finish

example SEDC6630FR-FF - FL - 5503 - HS - 4072

ITEM NUMBER PULL STYLE PAINT FINISH LAMINATE EDGE FINISH

please separate each item with a dash

drawer pull options




MODEL	DESCRIPTION
FL	Full
RS	Recessed
LP	Loop



* S – Standard Lead Time 4-6 weeks | E – Extended Lead Time 10-12 weeks | Lead times subject to change without notice

Smart Series

D-shape educator desk - left

DESCRIPTION	ITEM #	D	W	H	SELF EDGE	T-MOLD EDGE	3MM EDGE	SHIP WT.	LEAD TIME*
D-Shape Educators Desk 28¼" D f/f pedestal, locks & center drawer 	SED6630FL-FF	30"	66"	29"	\$1539	\$1514	\$1514	180	E
	SED7230FL-FF	30"	72"	29"	\$1567	\$1542	\$1542	190	E
D-Shape Educators Desk 28¼" D b/b/f pedestal, locks & center drawer 	SED6630BL-BBF	30"	66"	29"	\$1545	\$1520	\$1520	180	E
	SED7230BL-BBF	30"	72"	29"	\$1651	\$1626	\$1626	190	E
D-Shape Educators Desk 28¼" D f/f pedestal, bookcase, locks & center drawer 	SED7230FCL-FF	30"	72"	29"	\$2049	\$2024	\$2024	260	E
	SED7230BCL-BBF	30"	72"	29"	\$2132	\$2107	\$2107	260	E

to order

1. Item Number
2. Pull Style
3. Paint Finish
4. Laminate
5. Edge Finish

example

SED6630FL-FF - FL - 5503 - HS - 4072


ITEM NUMBER PULL STYLE PAINT FINISH LAMINATE EDGE FINISH

please separate each item with a dash

drawer pull options

MODEL DESCRIPTION

- FL Full
- RS Recessed
- LP Loop



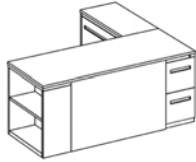
Smart Series

L-shape educator desk

DESCRIPTION	ITEM #	D	W	H	SELF EDGE	T-MOLD EDGE	3MM EDGE	SHIP WT.	LEAD TIME*
L-Shape Educators Desk - right w/ 37" w x 18" d return (1) 28 1/4" D b/b/f pedestal - facing seated side (1) 28 1/4" D f/f pedestal - facing approach side (1) two drawer lateral (1) bookcase (1) end panel (1) center drawer	LTP7830-BC12-LA3618-18	78"	30"	29"	\$3365	\$3410	\$3410	414	E



L-Shape Educators Desk - left w/ 37" w x 18" d return (1) 28 1/4" D b/b/f pedestal - facing seated side (1) 28 1/4" D f/f pedestal - facing approach side (1) two drawer lateral (1) bookcase (1) end panel (1) center drawer	LTP7830-BC18-LA3618-12	78"	30"	29"	\$3365	\$3410	\$3410	414	E
---	------------------------	-----	-----	-----	--------	--------	--------	-----	---



to order

1. Item Number
2. Pull Style
3. Paint Finish
4. Laminate
5. Edge Finish

example

LTP7830-BC12-LA3618-18 - FL - 5503 - HS - 4072

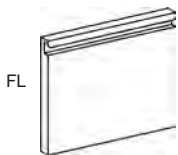
ITEM NUMBER PULL STYLE PAINT FINISH LAMINATE EDGE FINISH

please separate each item with a dash

drawer pull options

MODEL DESCRIPTION

- FL Full
RS Recessed



FL



RS



Zeal Series

The Zeal Series offers a robust product built around the unique understructure and incredibly strong, high-design leg that can accommodate even the most demanding educational and workspace needs. The Zeal Base is constructed of 3" diameter steel legs with an undersurface frame that offers continuous worksurface support - while tying all four legs together.

General

All Zeal Series Tables are 29" H. Worksurfaces are laminate wood core tops at 1 3/16" thick and are available with a self edge, 3mm and T-mold edges.

Zeal Series

podium educator desk

DESCRIPTION	ITEM #	D	W	H	SELF EDGE	T-MOLD EDGE	3MM EDGE	SHIP WT.	LEAD TIME*
Mobile Podium Educators Desk - right Zeal casters	PEDSS2454RC	24"	54"	42"	\$2120	\$2095	\$2095	250	E
	PEDSS2460RC	24"	60"	42"	\$2170	\$2145	\$2145	275	E
Mobile Podium Educators Desk - left Zeal casters	PEDSS2454LC	24"	54"	42"	\$2120	\$2095	\$2095	250	E
	PEDSS2460LC	24"	60"	42"	\$2170	\$2145	\$2145	275	E
Mobile Podium Educators Desk - non-handed Zeal casters w/ magnetic clip	PEDSS2454C-M	24"	54"	42"	\$2515	\$2465	\$2465	300	E
	PEDSS2460C-M	24"	60"	42"	\$2540	\$2490	\$2490	325	E



CARTS & LECTERNS & INSTRUCTION ZONE

to order

1. Item Number
2. Pull Style
3. Paint Finish
4. Laminate
5. Edge Finish

example

PEDSS2454RC - FL - 5503 - HS - 4072

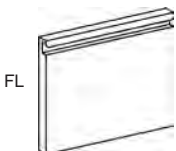
ITEM NUMBER PULL STYLE PAINT FINISH LAMINATE EDGE FINISH

please separate each item with a dash

drawer pull options

MODEL DESCRIPTION

- FL Full
- RS Recessed
- LP Loop



Zeal Series

podium educator desk

DESCRIPTION	ITEM #	D	W	H	SELF EDGE	T-MOLD EDGE	3MM EDGE	SHIP WT.	LEAD TIME*
Mobile Educators Desk	ASZC2454MP	24"	54"	29"	\$763	\$738	\$738	205	E
Zeal leg & casters intended for use w/ podium	ASZC2460MP	24"	60"	29"	\$788	\$763	\$763	215	E
Mobile Educators Podium Zeal casters	LCT03	24"	17"	42"	\$1682	\$1657	\$1657	92	E



to order

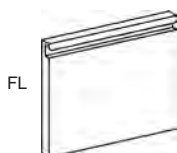
1. Item Number
2. Pull Style
3. Paint Finish
4. Laminate
5. Edge Finish
6. Options

example ASZC2454MP - FL - 5503 - HS - 4072 - BOMC

ITEM NUMBER PULL STYLE PAINT FINISH LAMINATE EDGE FINISH OPTIONS

drawer pull options

MODEL	DESCRIPTION
FL	Full
RS	Recessed
LP	Loop



options

MODEL	DESCRIPTION	PRICE
BOMC	Magnetic Clip	\$70

Echo Series

introduction - instruction zone



General

The Echo Series educator desks are 29" H, worksurfaces are laminate wood core tops at 1 3/16" thick and are available with 3mm or T-mold edges. Echo Series legs are offered in a standard Platinum paint finish, all other standard paints are available with a minimum order of 25 pieces and with an extended lead time.

Echo Series

podium educator desk

DESCRIPTION	ITEM #	D	W	H	T-MOLD EDGE	3MM EDGE	SHIP WT.	LEAD TIME*
Mobile Podium Educators Desk - right Echo Base	PEDES2454RC	24"	54"	42"	\$1865	\$1865	250	*
	PEDES2460RC	24"	60"	42"	\$1880	\$1880	275	*
Mobile Podium Educators Desk - left Echo Base	PEDES2454LC	24"	54"	42"	\$1865	\$1850	250	*
	PEDES2460LC	24"	60"	42"	\$1880	\$1880	275	*
Mobile Podium Educators Desk - non-handed Echo Base w/ magnetic clip	PEDES2454C-M	24"	54"	42"	\$2407	\$2407	300	*
	PEDES2460C-M	24"	60"	42"	\$2422	\$2422	325	*



to order

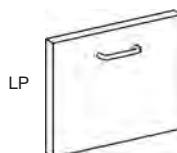

1. Item Number
2. Pull Style
3. Paint Finish
4. Laminate
5. Edge Finish

example

PEDES2454RC - FL - 5055 - HS - 4072
ITEM NUMBER PULL STYLE PAINT FINISH LAMINATE EDGE FINISH
please separate each item with a dash

drawer pull options

FL	Full
RS	Recessed
LP	Loop



paint finish options

MODEL	DESCRIPTION	LEAD TIME
5055	Platinum	Standard 4-6 weeks
	All other standard paints	Extended 10-12 weeks, min. qty. of 25 pieces

CARTS & LECTERNS & INSTRUCTION ZONE

* Lead time based on paint finishes noted above

Echo Series

podium educator desk

DESCRIPTION	ITEM #	D	W	H	T-MOLD EDGE	3MM EDGE	SHIP WT.	LEAD TIME*
Mobile Educators Desk	ECHC-2454-R	24"	54"	29"	\$680	\$680	98	*
Echo Base w/ casters intended for use w/ podium	ECHC-2460-R	24"	60"	29"	\$695	\$695	105	*



Mobile Educators Podium w/ casters	LCT03	24"	17"	42"	\$1657	\$1657	92	*
------------------------------------	-------	-----	-----	-----	--------	--------	----	---



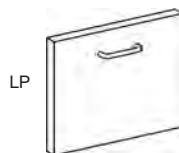
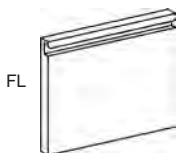
CARTS & LECTERNS & INSTRUCTION ZONE

- to order
1. Item Number
 2. Pull Style
 3. Paint Finish
 4. Laminate
 5. Edge Finish
 6. Options

example ECHC-2454-R - FL - 5055 - HS - 4072 - BOMC
ITEM NUMBER PULL STYLE PAINT FINISH LAMINATE EDGE FINISH OPTIONS

drawer pull options

MODEL	DESCRIPTION
FL	Full
RS	Recessed
LP	Loop



options

MODEL	DESCRIPTION	PRICE
BOMC	Magnetic Clip	\$70


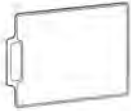
paint finish options

MODEL	DESCRIPTION	LEAD TIME
5055	Platinum	Standard 4-6 weeks
	All other standard paints	Extended 10-12 weeks, min. qty. of 25 pieces

* Lead time based on paint finishes noted above

Echo Series

easel & marker boards

DESCRIPTION	ITEM #	NOTE	D	W	H	PRICE	LEAD TIME*
 2-Sided Easel w/ casters	MB-EASEL	Unit holds 16 marker boards (8 per side)	24"	36"	58½"	\$1470	*
		Unit holds 10 additional marker boards in center storage					
		Easel height w/ marker boards is 69½"					
		Distance from floor to bottom rail is 20"					
 Personal Marker Board (item sold separately)	MB2318	Marker board trim offered in Gray (8M)	1"	23"	18"	\$135	S
		Magnets may used with marker boards					

CARTS & LECTERNS & INSTRUCTION ZONE

to order	1. Item Number	example	MB-EASEL - 5055
	2. Paint Finish (for easel only)		ITEM NUMBER PAINT FINISH
<i>please separate each item with a dash</i>			

paint finish options

MODEL	DESCRIPTION	LEAD TIME
5055	Platinum	Standard 4-6 weeks
	All other standard paints	Extended 10-12 weeks, min. qty. of 25 pieces

* Lead time based on paint finishes noted above | S – Standard Lead Time 4-6 weeks

Assemble Series

introduction



General

All Assemble Series Tables are 29" H, with the exception of the Standard HL & HW styles, they are 28 ½" H. Worksurfaces are laminate wood core tops at 1 ¾" thick and are available with a self edge, 3mm, T-mold, and wood edges on select models. Worksurfaces are also available in Wilsonart ChemSurf Laminate. Assemble Series Tables offer a variety of legs styles including the standard HL & HW, tubular, C-tubular, arc, path and disk base. Caster, modesty panels, folding legs, and nesting options are available on select models.

Electrical Options






Assemble Series Tables offer an extensive collection of electrical options including power/data modules, grommets, and vertical/horizontal wire management. Power beam and Daisy chain electrical systems are available on the standard HL and HW leg styles. Contact customer service for a detailed quotation.

Installation

Correct installation should include proper leveling.

Assemble Series

conferencing & multi-purpose w/ tubular base

DESCRIPTION	ITEM #	D	W	H	SELF EDGE	T-MOLD EDGE	3MM EDGE	WOOD EDGE	SHIP WT.	LEAD TIME*
 Round Table w/ tubular X-base & glides	ASHTX-30RD	30"		29"	\$710	\$680	\$680	\$980	185	S
	ASHTX-36RD	36"		29"	\$800	\$770	\$770	\$1070	197	S
	ASHTX-42RD	42"		29"	\$945	\$915	\$915	\$1215	215	S
	ASHTX-48RD	48"		29"	\$990	\$960	\$960	\$1260	230	S
	ASHTX-60RD	60"		29"	\$1155	\$1125	\$1125	\$1425	245	S
 Square Table w/ tubular X-base & glides	ASHTX-3030SQ	30"	30"	29"	\$700	\$670	\$670	\$970	185	S
	ASHTX-3636SQ	36"	36"	29"	\$790	\$760	\$760	\$1060	197	S
	ASHTX-4242SQ	42"	42"	29"	\$935	\$905	\$905	\$1205	215	S
	ASHTX-6060SQ	60"	60"	29"	\$980	\$950	\$950	\$1250	230	S
 Rectangular Table w/ tubular base & glides	ASHT-3060	30"	60"	29"	\$720	\$695	\$695	\$995	111	S
	ASHT-3066	30"	66"	29"	\$785	\$760	\$760	\$1060	116	S
	ASHT-3072	30"	72"	29"	\$805	\$780	\$780	\$1080	121	S
	ASHT-3660	36"	60"	29"	\$730	\$705	\$705	\$1005	108	S
	ASHT-3666	36"	66"	29"	\$770	\$745	\$745	\$1045	112	S
	ASHT-3672	36"	72"	29"	\$835	\$810	\$810	\$1110	116	S
 Racetrack Table w/ tubular base & glides	ASHT-3660RT	36"	60"	29"	\$1280	\$1250	\$1250	\$1550	245	S
	ASHT-3672RT	36"	72"	29"	\$1530	\$1500	\$1500	\$1800	260	S
	ASHT-3684RT	36"	84"	29"	\$1755	\$1725	\$1725	\$2025	275	S
 Bowed Table w/ tubular base & glides	ASHT-3696BT	36" Ends 42" Middle	96"	29"	\$2080	\$2050	\$2050	\$2350	345	S

to order

1. Item Number
2. Paint Finish
3. Laminate
4. Edge Finish
5. Options (for rectangular, racetrack and bowed tables)

example

ASHTX-30RD - 5503 - HS - 4072 -
 ITEM NUMBER PAINT FINISH LAMINATE EDGE FINISH OPTIONS
 please separate each item with a dash

wire management options






MODEL	DESCRIPTION	PRICE
WO1G	(1) Grommet, centered on table work surface	\$50
WO36	36" Wire Manager, Field Trimmable	\$115
WO48	48" Wire Manager, Field Trimmable	\$125
WO60	60" Wire Manager, Field Trimmable	\$140
WO72	72" Wire Manager, Field Trimmable	\$150
WOCS	Cable Spine	\$375

power & data options

MODEL	DESCRIPTION	PRICE
POPM	Plastic Power Module (2) power (2) data jacks, centered on work surface	\$300
POAM	Aluminum Power Module (2) power (2) data jacks, centered on work surface	\$480

Assemble Series

conferencing & multi-purpose w/ arc base

DESCRIPTION	ITEM #	D	W	H	SELF EDGE	T-MOLD EDGE	3MM EDGE	WOOD EDGE	SHIP WT.	LEAD TIME*
 Round Table w/ arc X-base & glides	ASHAX-30RD	30"		29"	\$805	\$775	\$775	\$1075	188	S
	ASHAX-36RD	36"		29"	\$840	\$810	\$810	\$1110	200	S
	ASHAX-42RD	42"		29"	\$955	\$925	\$925	\$1225	218	S
	ASHAX-48RD	48"		29"	\$1000	\$970	\$970	\$1270	233	S
	ASHAX-60RD	60"		29"	\$1155	\$1125	\$1125	\$1425	248	S
 Square Table w/ arc X-base & glides	ASHAX-3030SQ	30"	30"	29"	\$795	\$765	\$765	\$1065	188	S
	ASHAX-3636SQ	36"	36"	29"	\$830	\$800	\$800	\$1100	200	S
	ASHAX-4242SQ	42"	42"	29"	\$945	\$915	\$915	\$1215	218	S
 Rectangular Table w/ arc base & glides	ASHA-3060	30"	60"	29"	\$1030	\$1000	\$1000	\$1300	188	S
	ASHA-3066	30"	66"	29"	\$1130	\$1100	\$1100	\$1400	193	S
	ASHA-3072	30"	72"	29"	\$1230	\$1200	\$1200	\$1500	202	S
	ASHA-3660	36"	60"	29"	\$1105	\$1075	\$1075	\$1375	213	S
	ASHA-3666	36"	66"	29"	\$1205	\$1175	\$1175	\$1475	224	S
	ASHA-3672	36"	72"	29"	\$1305	\$1275	\$1275	\$1575	233	S
 Racetrack Table w/ arc base & glides	ASHA-3660RT	36"	60"	29"	\$1280	\$1250	\$1250	\$1550	285	S
	ASHA-3672RT	36"	72"	29"	\$1530	\$1500	\$1500	\$1800	325	S
	ASHA-3684RT	36"	84"	29"	\$1755	\$1725	\$1725	\$2025	350	S
 Bowed Table w/ arc base & glides	ASHA-3696BT	36" Ends 42" Middle	96"	29"	\$2080	\$2050	\$2050	\$2350	375	S

- to order
1. Item Number
 2. Paint Finish
 3. Laminate
 4. Edge Finish
 5. Options (for rectangular, racetrack and bowed tables)

example **ASHAX-30RD - 5503 - HS - 4072 -**

ITEM NUMBER PAINT FINISH LAMINATE EDGE FINISH OPTIONS

please separate each item with a dash

wire management options

MODEL	DESCRIPTION	PRICE
WO1G	(1) Grommet, centered on table work surface	\$50
WO36	36" Wire Manager, Field Trimmable	\$115
WO48	48" Wire Manager, Field Trimmable	\$125
WO60	60" Wire Manager, Field Trimmable	\$140
WO72	72" Wire Manager, Field Trimmable	\$150
WOCS	Cable Spine	\$375






power & data options

MODEL	DESCRIPTION	PRICE
POPM	Plastic Power Module (2) power (2) data jacks, centered on work surface	\$300
POAM	Aluminum Power Module (2) power (2) data jacks, centered on work surface	\$480

* S – Standard Lead Time 4-6 weeks | E – Extended Lead Time 10-12 weeks | Lead times subject to change without notice

Assemble Series

conferencing & multi-purpose w/ disk base

DESCRIPTION	ITEM #	D	W	H	SELF EDGE	T-MOLD EDGE	3MM EDGE	WOOD EDGE	SHIP WT.	LEAD TIME*
 Round Table w/ disk base & glides	ASHD-30RD	30"		29"	\$955	\$925	\$925	\$1225	288	S
	ASHD-36RD	36"		29"	\$1080	\$1050	\$1050	\$1350	300	S
	ASHD-42RD	42"		29"	\$1330	\$1300	\$1300	\$1600	318	S
	ASHD-48RD	48"		29"	\$1430	\$1400	\$1400	\$1700	333	S
 Square Table w/ disk base & glides	ASHD-3030SQ	30"	30"	29"	\$945	\$915	\$915	\$1215	288	S
	ASHD-3636SQ	36"	36"	29"	\$1070	\$1040	\$1040	\$1340	325	S
	ASHD-4242SQ	42"	42"	29"	\$1320	\$1290	\$1290	\$1590	350	S
 Rectangular Table w/ disk base & glides	ASHD-3060	30"	60"	29"	\$1630	\$1600	\$1600	\$1900	260	S
	ASHD-3066	30"	66"	29"	\$1830	\$1800	\$1800	\$2100	288	S
	ASHD-3072	30"	72"	29"	\$2130	\$2100	\$2100	\$2400	293	S
	ASHD-3660	36"	60"	29"	\$1705	\$1675	\$1675	\$1975	302	S
	ASHD-3666	36"	66"	29"	\$1905	\$1875	\$1875	\$2175	313	S
	ASHD-3672	36"	72"	29"	\$2205	\$2175	\$2175	\$2475	324	S
 Racetrack Table w/ disk base & glides	ASHD-3660RT	36"	60"	29"	\$1780	\$1750	\$1750	\$2050	355	S
	ASHD-3672RT	36"	72"	29"	\$1980	\$1950	\$1950	\$2250	385	S
	ASHD-3684RT	36"	84"	29"	\$2280	\$2250	\$2250	\$2550	425	S
 Bowed Table w/ disk base & glides	ASHD-3696BT	36" Ends 42" Middle	96"	29"	\$2605	\$2575	\$2575	\$2875	525	S

to order

1. Item Number
2. Paint Finish
3. Laminate
4. Edge Finish
5. Options (for racetrack and bowed tables)

example

ASHD-30RD - 5503 - HS - 4072 -
ITEM NUMBER PAINT FINISH LAMINATE EDGE FINISH OPTIONS
 please separate each item with a dash

wire management options




MODEL	DESCRIPTION	PRICE
WO1G	(1) Grommet, centered on table work surface	\$50
WO36	36" Wire Manager, Field Trimmable	\$115
WO48	48" Wire Manager, Field Trimmable	\$125
WO60	60" Wire Manager, Field Trimmable	\$140
WO72	72" Wire Manager, Field Trimmable	\$150
WOCS	Cable Spine	\$375

power & data options

MODEL	DESCRIPTION	PRICE
POPM	Plastic Power Module (2) power (2) data jacks, centered on work surface	\$300
POAM	Aluminum Power Module (2) power (2) data jacks, centered on work surface	\$480

Assemble Series

conferencing & multi-purpose w/ path base

DESCRIPTION	ITEM #	D	W	H	SELF EDGE	T-MOLD EDGE	3MM EDGE	WOOD EDGE	SHIP WT.	LEAD TIME*
 Rectangular Table w/ path base & glides	ASHP-3060	30"	60"	29"	\$1005	\$975	\$975	\$1275	188	S
	ASHP-3066	30"	66"	29"	\$1055	\$1025	\$1025	\$1325	193	S
	ASHP-3072	30"	72"	29"	\$1105	\$1075	\$1075	\$1375	202	S
	ASHP-3660	36"	60"	29"	\$1080	\$1050	\$1050	\$1350	213	S
	ASHP-3666	36"	66"	29"	\$1130	\$1100	\$1100	\$1400	224	S
	ASHP-3672	36"	72"	29"	\$1180	\$1150	\$1150	\$1450	233	S
 Racetrack Table w/ path base & glides	ASHP-3660RT	36"	60"	29"	\$1155	\$1125	\$1125	\$1425	285	S
	ASHP-3672RT	36"	72"	29"	\$1205	\$1175	\$1175	\$1475	325	S
	ASHP-3684RT	36"	84"	29"	\$1255	\$1225	\$1225	\$1525	350	S
 Bowed Table w/ path base & glides	ASHP-3696BT	36" Ends 42" Middle	96"	29"	\$1580	\$1550	\$1550	\$1850	375	S

TABLES

to order

1. Item Number
2. Paint Finish
3. Laminate
4. Edge Finish
5. Options

example

ASHP-3060 - 5503 - HS - 4072 -
ITEM NUMBER PAINT FINISH LAMINATE EDGE FINISH OPTIONS
please separate each item with a dash

wire management options

MODEL	DESCRIPTION	PRICE
WO1G	(1) Grommet, centered on table work surface	\$50
WO36	36" Wire Manager, Field Trimmable	\$115
WO48	48" Wire Manager, Field Trimmable	\$125
WO60	60" Wire Manager, Field Trimmable	\$140
WO72	72" Wire Manager, Field Trimmable	\$150
WOCs	Cable Spine	\$375






power & data options

MODEL	DESCRIPTION	PRICE
POPM	Plastic Power Module (2) power (2) data jacks, centered on work surface	\$300
POAM	Aluminum Power Module (2) power (2) data jacks, centered on work surface	\$480

* S – Standard Lead Time 4-6 weeks | E – Extended Lead Time 10-12 weeks | Lead times subject to change without notice

Assemble Series

training tables w/ HL base

DESCRIPTION	ITEM #	D	W	H	SELF EDGE	T-MOLD EDGE	3MM EDGE	SHIP WT.	LEAD TIME*
24" Deep Training Table w/ HL base, integrated vertical & horizontal wire management 	ASHL-2430	24"	30"	28 ½"	\$605	\$580	\$580	125	E
	ASHL-2436	24"	36"	28 ½"	\$650	\$625	\$625	130	E
	ASHL-2442	24"	42"	28 ½"	\$675	\$650	\$650	135	E
	ASHL-2448	24"	48"	28 ½"	\$700	\$675	\$675	140	E
	ASHL-2454	24"	54"	28 ½"	\$750	\$725	\$725	145	E
	ASHL-2460	24"	60"	28 ½"	\$800	\$775	\$775	150	E
	ASHL-2466	24"	66"	28 ½"	\$875	\$850	\$850	155	E
ASHL-2472	24"	72"	28 ½"	\$900	\$875	\$875	160	E	
30" Deep Training Table w/ HL base, integrated vertical & horizontal wire management 	ASHL-3030	30"	30"	28 ½"	\$640	\$615	\$615	128	E
	ASHL-3036	30"	36"	28 ½"	\$685	\$660	\$660	133	E
	ASHL-3042	30"	42"	28 ½"	\$710	\$685	\$685	138	E
	ASHL-3048	30"	48"	28 ½"	\$735	\$710	\$710	141	E
	ASHL-3054	30"	54"	28 ½"	\$785	\$760	\$760	144	E
	ASHL-3060	30"	60"	28 ½"	\$835	\$810	\$810	147	E
	ASHL-3066	30"	66"	28 ½"	\$910	\$885	\$885	150	E
ASHL-3072	30"	72"	28 ½"	\$935	\$910	\$910	153	E	
36" Deep Training Table w/ HL base, integrated vertical & horizontal wire management 	ASHL-3636	36"	36"	28 ½"	\$690	\$665	\$665	130	E
	ASHL-3642	36"	42"	28 ½"	\$735	\$710	\$710	134	E
	ASHL-3648	36"	48"	28 ½"	\$760	\$735	\$735	138	E
	ASHL-3654	36"	54"	28 ½"	\$890	\$865	\$865	142	E
	ASHL-3660	36"	60"	28 ½"	\$935	\$910	\$910	145	E
	ASHL-3666	36"	66"	28 ½"	\$1010	\$985	\$985	148	E
	ASHL-3672	36"	72"	28 ½"	\$1025	\$1000	\$1000	151	E
24" Deep Transitional Training Worksurface 	ASHLQ-2424	24"	24"		\$265	\$240	\$240	24	E
Trapezoid Training table w/ HL base, integrated vertical & horizontal wire management 	ASHLT-2448	24"	48"	28 ½"	\$750	\$725	\$725	72	E
	ASHLT-3260	32"	60"	28 ½"	\$950	\$925	\$925	75	E

- to order
1. Item Number
 2. Paint Finish
 3. Laminate
 4. Edge Finish
 5. Options

example ASHL-2430 - 5503 - HS - 4072 -
 ITEM NUMBER PAINT FINISH LAMINATE EDGE FINISH OPTIONS
 please separate each item with a dash

height options

MODEL	DESCRIPTION	PRICE
HO33	33" Wheel Chair Height	\$325
HO25	25 ½" Machine Height	\$300
HO38	38" Standing Height	\$395

base options

MODEL	DESCRIPTION	PRICE
BOCS	Casters, table heights remain the same	\$200
BOGC	Ganging Clips	\$100

power & data options

MODEL	DESCRIPTION	PRICE
POPM	Plastic Power Module (2) power (2) data jacks, centered on work surface, approach side	\$300
POAM	Aluminum Power Module (2) power (2) data jacks, centered on work surface, approach side	\$480
--	Power Beam - Hard wire up to (8) tables w/ (52) power & data jacks	
--	Daisy Chain - Connect up to (8) tables w/ (16) power & data jacks (Please contact customer service for a individualized quotation for both Power Beam & Daisy Chain options)	

wire management options

MODEL	DESCRIPTION	PRICE
WO1G	(1) Grommet, centered on work surface, approach side	\$50
WO2G	(2) Grommets, (1) in each worker surface corner, approach side	\$110
WOWC	Wire Manager Cover	\$275

* S – Standard Lead Time 4-6 weeks | E – Extended Lead Time 10-12 weeks | Lead times subject to change without notice

Assemble Series

training tables w/ HW base

DESCRIPTION	ITEM #	D	W	H	SELF EDGE	T-MOLD EDGE	3MM EDGE	SHIP WT.	LEAD TIME*
24" Deep Training Table w/ HW base, integrated vertical & horizontal wire management with locking wire access doors on both the approach and user sides	ASHW-2436	24"	36"	28 ½"	\$855	\$830	\$830	133	E
	ASHW-2442	24"	42"	28 ½"	\$880	\$855	\$855	138	E
	ASHW-2448	24"	48"	28 ½"	\$910	\$885	\$885	143	E
	ASHW-2460	24"	60"	28 ½"	\$975	\$950	\$950	148	E
	ASHW-2472	24"	72"	28 ½"	\$1110	\$1085	\$1085	153	E



30" Deep Training Table w/ HW base, integrated vertical & horizontal wire management with locking wire access doors on both the approach and user sides	ASHW-3036	30"	36"	28 ½"	\$885	\$860	\$860	136	E
	ASHW-3042	30"	42"	28 ½"	\$910	\$885	\$885	141	E
	ASHW-3048	30"	48"	28 ½"	\$935	\$910	\$910	146	E
	ASHW-3060	30"	60"	28 ½"	\$995	\$970	\$970	151	E
	ASHW-3072	30"	72"	28 ½"	\$1145	\$1120	\$1120	154	E



- to order
1. Item Number
 2. Paint Finish
 3. Laminate
 4. Edge Finish
 5. Options

example **ASHW-2436 - 5503 - HS - 4072 -**
ITEM NUMBER PAINT FINISH LAMINATE EDGE FINISH OPTIONS
please separate each item with a dash

height options

MODEL	DESCRIPTION	PRICE
HO33	33" Wheel Chair Height	\$325
HO25	25 ½" Machine Height	\$300
HO38	38" Standing Height	\$395

power & data options

MODEL	DESCRIPTION	PRICE
POPM	Plastic Power Module (2) power (2) data jacks, centered on work surface, approach side	\$300
POAM	Aluminum Power Module (2) power (2) data jacks, centered on work surface, approach side	\$480
--	Power Beam - Hard wire up to (8) tables w/ (52) power & data jacks	
--	Daisy Chain - Connect up to (8) tables w/ (16) power & data jacks <small>(Please contact customer service for a individualized quotation for both Power Beam & Daisy Chain options)</small>	

base options

MODEL	DESCRIPTION	PRICE
BOCS	Casters, table heights remain the same	\$200
BOGC	Ganging Clips	\$100

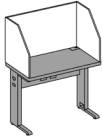
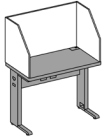
wire management options

MODEL	DESCRIPTION	PRICE
WO1G	(1) Grommet, centered on work surface, approach side	\$50
WO2G	(2) Grommets, (1) in each work surface corner, approach side	\$110
WOWC	Wire Manager Cover	\$275

* S – Standard Lead Time 4-6 weeks | E – Extended Lead Time 10-12 weeks | Lead times subject to change without notice

Assemble Series

study carrels

DESCRIPTION	ITEM #	NOTES	COM	D	W	H	PRICE	SHIP WT.	LEAD TIME*
Study Carrel 24" D 	CRL2436	For use with HL and HW Style tables		24"	36"	22½"	\$580	42	E
	CRL2442	For use with HL and HW Style tables		24"	42"	22½"	\$625	44	E
	CRL2448	For use with HL and HW Style tables		24"	48"	22½"	\$670	46	E
	CRL2460	For use with HL and HW Style tables		24"	60"	22½"	\$720	52	E
Study Carrel 30" D 	CRL3036	For use with HL and HW Style tables		30"	36"	22½"	\$640	49	E
	CRL3042	For use with HL and HW Style tables		30"	42"	22½"	\$685	52	E
	CRL3048	For use with HL and HW Style tables		30"	48"	22½"	\$730	54	E
	CRL3060	For use with HL and HW Style tables		30"	60"	22½"	\$790	60	E
Tackboards for Study Carrels	CRLT36	For use with study carrels	2YD	1"	36"	22½"	\$244	38	E
	CRLT42	For use with study carrels	2YD	1"	42"	22½"	\$244	42	E
	CRLT48	For use with study carrels	2YD	1"	48"	22½"	\$244	48	E
	CRLT60	For use with study carrels	2YD	1"	60"	22½"	\$270	68	E

to order

1. Item Number
2. Paint Finish
3. Fabric (for tackboards only)

example

CRL2436 - 5503 -

ITEM NUMBER PAINT FINISH FABRIC/COM

please separate each item with a dash

Assemble Series

training tables w/ tubular base

DESCRIPTION	ITEM #	D	W	H	SELF EDGE	T-MOLD EDGE	3MM EDGE	WOOD EDGE	SHIP WT.	LEAD TIME*
	ASHT-2430	24"	30"	29"	\$520	\$495	\$495	\$795	81	S
	ASHT-2436	24"	36"	29"	\$555	\$530	\$530	\$830	84	S
	ASHT-2442	24"	42"	29"	\$575	\$550	\$550	\$850	87	S
	ASHT-2448	24"	48"	29"	\$600	\$575	\$575	\$875	90	S
	ASHT-2454	24"	54"	29"	\$645	\$620	\$620	\$920	93	S
	ASHT-2460	24"	60"	29"	\$685	\$660	\$660	\$960	96	S
	ASHT-2466	24"	66"	29"	\$750	\$725	\$725	\$1025	99	S
ASHT-2472	24"	72"	29"	\$770	\$745	\$745	\$1045	102	S	
	ASHT-3030	30"	30"	29"	\$555	\$530	\$530	\$830	85	S
	ASHT-3036	30"	36"	29"	\$590	\$565	\$565	\$865	91	S
	ASHT-3042	30"	42"	29"	\$610	\$585	\$585	\$885	96	S
	ASHT-3048	30"	48"	29"	\$635	\$610	\$610	\$910	101	S
	ASHT-3054	30"	54"	29"	\$680	\$655	\$655	\$955	106	S
	ASHT-3060	30"	60"	29"	\$720	\$695	\$695	\$995	111	S
	ASHT-3066	30"	66"	29"	\$785	\$760	\$760	\$1060	116	S
ASHT-3072	30"	72"	29"	\$805	\$780	\$780	\$1080	121	S	
	ASHT-3636	36"	36"	29"	\$605	\$580	\$580	\$880	89	S
	ASHT-3642	36"	42"	29"	\$640	\$615	\$615	\$915	95	S
	ASHT-3648	36"	48"	29"	\$660	\$635	\$635	\$935	99	S
	ASHT-3654	36"	54"	29"	\$685	\$660	\$660	\$960	104	S
	ASHT-3660	36"	60"	29"	\$730	\$705	\$705	\$1005	108	S
	ASHT-3666	36"	66"	29"	\$770	\$745	\$745	\$1045	112	S
	ASHT-3672	36"	72"	29"	\$835	\$810	\$810	\$1110	116	S
24" Deep Transitional Training Worksurface	ASHTQ-2424	24"	24"		\$265	\$240	\$240	\$540	24	S
	ASHTT-2448	24"	48"	29"	\$675	\$650	\$650	\$980	68	S
	ASHTT-3060	30"	60"	29"	\$855	\$830	\$830	\$1160	71	S

- to order
1. Item Number
 2. Paint Finish
 3. Laminate
 4. Edge Finish
 5. Options

example ASHT-2430 - 5503 - HS - 4072 -

ITEM NUMBER PAINT FINISH LAMINATE EDGE FINISH OPTIONS

please separate each item with a dash

wire management options

MODEL	DESCRIPTION	PRICE
WO1G	(1) Grommet, centered on work surface, approach side	\$50
WO2G	(2) Grommets, (1) in each work surface corner, approach side	\$110
WO36	36" Wire Manager, Field Trimmable	\$115
WO48	48" Wire Manager, Field Trimmable	\$125
WO60	60" Wire Manager, Field Trimmable	\$140
WO72	72" Wire Manager, Field Trimmable	\$150
WOCS	Cable Spine	\$375

power & data options

MODEL	DESCRIPTION	PRICE
POPM	Plastic Power Module (2) power (2) data jacks, centered on work surface, approach side	\$300
POAM	Aluminum Power Module (2) power (2) data jacks, centered on work surface, approach side	\$480

base options

MODEL	DESCRIPTION	PRICE
BOCS	Casters, table heights remain the same	\$200
BOFL	Folding Legs	\$350
BONL	Nesting Legs	\$375
BOGC	Ganging Clips	\$100
BO36	36" Modesty Panel	\$130
BO48	48" Modesty Panel	\$140
BO60	60" Modesty Panel	\$145
BO72	72" Modesty Panel	\$155

* S - Standard Lead Time 4-6 weeks | E - Extended Lead Time 10-12 weeks | Lead times subject to change without notice

Assemble Series

training tables w/ C-tubular base

DESCRIPTION	ITEM #	D	W	H	SELF EDGE	T-MOLD EDGE	3MM EDGE	WOOD EDGE	SHIP WT.	LEAD TIME*
24" Deep Training Table w/ C-tubular base & glides	ASHTC-2430	24"	30"	29"	\$530	\$505	\$505	\$805	80	S
	ASHTC-2436	24"	36"	29"	\$565	\$540	\$540	\$840	83	S
	ASHTC-2442	24"	42"	29"	\$585	\$560	\$560	\$860	86	S
	ASHTC-2448	24"	48"	29"	\$610	\$585	\$585	\$885	89	S
	ASHTC-2454	24"	54"	29"	\$655	\$630	\$630	\$930	92	S
	ASHTC-2460	24"	60"	29"	\$695	\$670	\$670	\$970	95	S
	ASHTC-2466	24"	66"	29"	\$760	\$735	\$735	\$1035	98	S
ASHTC-2472	24"	72"	29"	\$780	\$755	\$755	\$1055	101	S	
30" Deep Training Table w/ C-tubular base & glides	ASHTC-3030	30"	30"	29"	\$565	\$540	\$540	\$840	84	S
	ASHTC-3036	30"	36"	29"	\$600	\$575	\$575	\$875	88	S
	ASHTC-3042	30"	42"	29"	\$620	\$595	\$595	\$895	92	S
	ASHTC-3048	30"	48"	29"	\$645	\$620	\$620	\$920	96	S
	ASHTC-3054	30"	54"	29"	\$690	\$665	\$665	\$965	100	S
	ASHTC-3060	30"	60"	29"	\$730	\$705	\$705	\$1005	104	S
	ASHTC-3066	30"	66"	29"	\$795	\$770	\$770	\$1070	108	S
ASHTC-3072	30"	72"	29"	\$815	\$790	\$790	\$1090	112	S	
36" Deep Training Table w/ C-tubular base & glides	ASHTC-3636	36"	36"	29"	\$615	\$590	\$590	\$890	87	S
	ASHTC-3642	36"	42"	29"	\$650	\$625	\$625	\$925	90	S
	ASHTC-3648	36"	48"	29"	\$670	\$645	\$645	\$945	93	S
	ASHTC-3654	36"	54"	29"	\$695	\$670	\$670	\$970	96	S
	ASHTC-3660	36"	60"	29"	\$740	\$715	\$715	\$1015	99	S
	ASHTC-3666	36"	66"	29"	\$780	\$755	\$755	\$1055	102	S
ASHTC-3672	36"	72"	29"	\$845	\$820	\$820	\$1120	105	S	
24" Deep Transitional Training Worksurface	ASHTCQ-2424	24"	24"		\$265	\$240	\$240	\$540	24	S
Trapezoid Training Table w/ C-tubular base& glides	ASHTCT-2448	24"	48"	29"	\$665	\$640	\$640	\$970	67	S
	ASHTCT-3060	30"	60"	29"	\$845	\$820	\$820	\$1150	70	S

to order

1. Item Number
2. Paint Finish
3. Laminate
4. Edge Finish
5. Options

example ASHTC-2430 - 5503 - HS - 4072 - _____

ITEM NUMBER PAINT FINISH LAMINATE EDGE FINISH OPTIONS

please separate each item with a dash

wire management options

MODEL	DESCRIPTION	PRICE
WO1G	(1) Grommet, centered on work surface, approach side	\$50
WO2G	(2) Grommets, (1) in each work surface corner, approach side	\$110
WO36	36" Wire Manager, Field Trimmable	\$115
WO48	48" Wire Manager, Field Trimmable	\$125
WO60	60" Wire Manager, Field Trimmable	\$140
WO72	72" Wire Manager, Field Trimmable	\$150
WOCS	Cable Spine	\$375

power & data options

MODEL	DESCRIPTION	PRICE
POPM	Plastic Power Module (2) power (2) data jacks, centered on work surface, approach side	\$300
POAM	Aluminum Power Module (2) power (2) data jacks, centered on work surface, approach side	\$480

base options

MODEL	DESCRIPTION	PRICE
BOCS	Casters, table heights remain the same	\$200
BOFL	Folding Legs	\$350
BONL	Nesting Legs	\$375
BOGC	Ganging Clips	\$100
BO36	36" Modesty Panel	\$130
BO48	48" Modesty Panel	\$140
BO60	60" Modesty Panel	\$145
BO72	72" Modesty Panel	\$155

* S – Standard Lead Time 4-6 weeks | E – Extended Lead Time 10-12 weeks | Lead times subject to change without notice

Assemble Series

training tables w/ arc base

DESCRIPTION	ITEM #	D	W	H	SELF EDGE	T-MOLD EDGE	3MM EDGE	WOOD EDGE	SHIP WT.	LEAD TIME*
	ASHA-2430	24"	30"	29"	\$545	\$520	\$520	\$820	84	S
	ASHA-2436	24"	36"	29"	\$580	\$555	\$555	\$855	88	S
	ASHA-2442	24"	42"	29"	\$600	\$575	\$575	\$875	92	S
	ASHA-2448	24"	48"	29"	\$625	\$600	\$600	\$900	96	S
	ASHA-2454	24"	54"	29"	\$670	\$645	\$645	\$945	100	S
	ASHA-2460	24"	60"	29"	\$710	\$685	\$685	\$985	104	S
	ASHA-2466	24"	66"	29"	\$775	\$750	\$750	\$1050	108	S
ASHA-2472	24"	72"	29"	\$795	\$770	\$770	\$1070	112	S	
	ASHA-3030	30"	30"	29"	\$580	\$555	\$555	\$855	87	S
	ASHA-3036	30"	36"	29"	\$615	\$590	\$590	\$890	91	S
	ASHA-3042	30"	42"	29"	\$635	\$610	\$610	\$910	95	S
	ASHA-3048	30"	48"	29"	\$660	\$635	\$635	\$935	99	S
	ASHA-3054	30"	54"	29"	\$705	\$680	\$680	\$980	103	S
	ASHA-3060	30"	60"	29"	\$745	\$720	\$720	\$1020	107	S
	ASHA-3066	30"	66"	29"	\$810	\$785	\$785	\$1085	111	S
ASHA-3072	30"	72"	29"	\$830	\$805	\$805	\$1105	115	S	
	ASHA-3636	36"	36"	29"	\$630	\$605	\$605	\$905	90	S
	ASHA-3642	36"	42"	29"	\$665	\$640	\$640	\$940	94	S
	ASHA-3648	36"	48"	29"	\$685	\$660	\$660	\$960	99	S
	ASHA-3654	36"	54"	29"	\$710	\$685	\$685	\$985	107	S
	ASHA-3660	36"	60"	29"	\$755	\$730	\$730	\$1030	111	S
	ASHA-3666	36"	66"	29"	\$795	\$770	\$770	\$1070	115	S
ASHA-3672	36"	72"	29"	\$860	\$835	\$835	\$1135	119	S	
24" Deep Transitional Training Worksurface	ASHAQ-2424	24"	24"		\$265	\$240	\$240	\$540	24	S
	ASHAT-2448	24"	48"	29"	\$680	\$655	\$655	\$955	69	S
	ASHAT-3060	30"	60"	29"	\$860	\$835	\$835	\$1135	72	S

- to order
1. Item Number
 2. Paint Finish
 3. Laminate
 4. Edge Finish
 5. Options

example ASHA-2430 - 5503 - HS - 4072 -
ITEM NUMBER PAINT FINISH LAMINATE EDGE FINISH OPTIONS
please separate each item with a dash

wire management options

MODEL	DESCRIPTION	PRICE
WO1G	(1) Grommet, centered on work surface, approach side	\$50
WO2G	(2) Grommets, (1) in each work surface corner, approach side	\$110
WO36	36" Wire Manager, Field Trimmable	\$115
WO48	48" Wire Manager, Field Trimmable	\$125
WO60	60" Wire Manager, Field Trimmable	\$140
WO72	72" Wire Manager, Field Trimmable	\$150
WOCS	Cable Spine	\$375

power & data options

MODEL	DESCRIPTION	PRICE
POPM	Plastic Power Module (2) power (2) data jacks, centered on work surface, approach side	\$300
POAM	Aluminum Power Module (2) power (2) data jacks, centered on work surface, approach side	\$480






base options

MODEL	DESCRIPTION	PRICE
BOCS	Casters, table heights remain the same	\$200
BOFL	Folding Legs	\$350
BONL	Nesting Legs	\$375
BOGC	Ganging Clips	\$100
BO36	36" Modesty Panel	\$130
BO48	48" Modesty Panel	\$140
BO60	60" Modesty Panel	\$145
BO72	72" Modesty Panel	\$155

* S – Standard Lead Time 4-6 weeks | E – Extended Lead Time 10-12 weeks | Lead times subject to change without notice

Assemble Series

training tables w/ path base

DESCRIPTION	ITEM #	D	W	H	SELF EDGE	T-MOLD EDGE	3MM EDGE	WOOD EDGE	SHIP WT.	LEAD TIME*
 24" Deep Training Table w/ path base & glides	ASHP-2430	24"	30"	29"	\$570	\$545	\$545	\$845	148	S
	ASHP-2436	24"	36"	29"	\$605	\$580	\$580	\$880	154	S
	ASHP-2442	24"	42"	29"	\$625	\$600	\$600	\$900	150	S
	ASHP-2448	24"	48"	29"	\$650	\$625	\$625	\$925	165	S
	ASHP-2454	24"	54"	29"	\$695	\$670	\$670	\$970	179	S
	ASHP-2460	24"	60"	29"	\$735	\$710	\$710	\$1010	191	S
	ASHP-2466	24"	66"	29"	\$800	\$775	\$775	\$1075	198	S
ASHP-2472	24"	72"	29"	\$820	\$795	\$795	\$1095	203	S	
 30" Deep Training Table w/ path base & glides	ASHP-3030	30"	30"	29"	\$605	\$580	\$580	\$880	159	S
	ASHP-3036	30"	36"	29"	\$640	\$615	\$615	\$915	163	S
	ASHP-3042	30"	42"	29"	\$660	\$635	\$635	\$935	169	S
	ASHP-3048	30"	48"	29"	\$685	\$660	\$660	\$960	174	S
	ASHP-3054	30"	54"	29"	\$730	\$705	\$705	\$1005	180	S
	ASHP-3060	30"	60"	29"	\$770	\$745	\$745	\$1045	188	S
	ASHP-3066	30"	66"	29"	\$835	\$810	\$810	\$1110	193	S
ASHP-3072	30"	72"	29"	\$855	\$830	\$830	\$1130	202	S	
 36" Deep Training Table w/ path base & glides	ASHP-3636	36"	36"	29"	\$655	\$630	\$630	\$930	182	S
	ASHP-3642	36"	42"	29"	\$690	\$665	\$665	\$965	190	S
	ASHP-3648	36"	48"	29"	\$710	\$685	\$685	\$985	202	S
	ASHP-3654	36"	54"	29"	\$735	\$710	\$710	\$1010	208	S
	ASHP-3660	36"	60"	29"	\$780	\$755	\$755	\$1055	213	S
	ASHP-3666	36"	66"	29"	\$820	\$795	\$795	\$1095	224	S
	ASHP-3672	36"	72"	29"	\$885	\$860	\$860	\$1160	233	S
 24" Deep Transitional Training Worksurface	ASHPQ-2424	24"	24"		\$290	\$265	\$265	\$565	24	S
 Trapezoid Training Table w/ path base & glides	ASHPT-2448	24"	48"	29"	\$705	\$680	\$680	\$980	70	S
	ASHPT-3060	30"	60"	29"	\$885	\$860	\$860	\$1160	73	S

to order

- Item Number
- Paint Finish
- Laminate
- Edge Finish
- Options

example ASHP-2430 - 5503 - HS - 4072 -

ITEM NUMBER PAINT FINISH LAMINATE EDGE FINISH OPTIONS

please separate each item with a dash

wire management options

MODEL	DESCRIPTION	PRICE
WO1G	(1) Grommet, centered on work surface, approach side	\$50
WO2G	(2) Grommets, (1) in each work surface corner, approach side	\$110
WO36	36" Wire Manager, Field Trimmable	\$115
WO48	48" Wire Manager, Field Trimmable	\$125
WO60	60" Wire Manager, Field Trimmable	\$140
WO72	72" Wire Manager, Field Trimmable	\$150
WOCS	Cable Spine	\$375

power & data options

MODEL	DESCRIPTION	PRICE
POPM	Plastic Power Module (2) power (2) data jacks, centered on work surface, approach side	\$300
POAM	Aluminum Power Module (2) power (2) data jacks, centered on work surface, approach side	\$480

base options

MODEL	DESCRIPTION	PRICE
BOCS	Casters, table heights remain the same	\$200
BOFL	Folding Legs	\$350
BONL	Nesting Legs	\$375
BOGC	Ganging Clips	\$100
BO36	36" Modesty Panel	\$130
BO48	48" Modesty Panel	\$140
BO60	60" Modesty Panel	\$145
BO72	72" Modesty Panel	\$155

* S – Standard Lead Time 4-6 weeks | E – Extended Lead Time 10-12 weeks | Lead times subject to change without notice

Echo Series

introduction - training & teaming tables



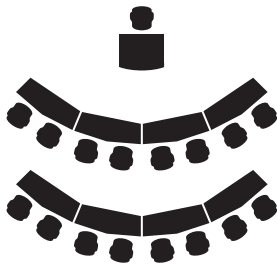
General

The Echo Series tables are offered in three styles, rectangular, chevron and meeting. The 84" length in both the chevron and meeting styles are designed with 3 contours on the user side to accommodate 3 people. The Echo Series tables are 29" H, worksurfaces are laminate wood core tops at 1 3/8" thick and are available with 3mm or T-mold edges. Worksurfaces are also available in Wilsonart marker board laminate. Echo Series legs are offered in a standard Platinum paint finish, all other standard paints are available with a minimum order of 25 pieces and with an extended lead time. The Echo Series legs are offered with the follow options; glides, casters and a combination of glide/caters on one table.

Personal Marker Boards

The Echo Series personal marker boards are sold separately from the tables. These personal marker boards interact with the Echo Series tables when base options, Desk Docking Grommets/Side Hook & Docking Grommets, are specified on table configurations.

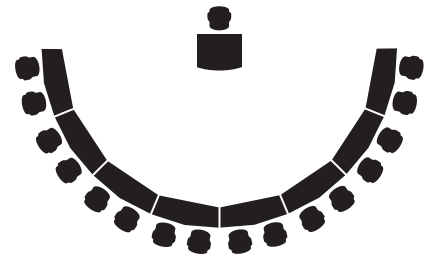
Lecture



Group Work



Discussion



Echo Series

individual student desk

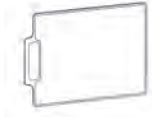
DESCRIPTION	ITEM #	NOTE	D	W	H	T-MOLD EDGE	3MM EDGE	LEAD TIME*
24" Deep Rectangular Individual Student Desk w/ Echo base & casters	ECHC-2434-R		24"	34"	29"	\$576	\$576	*



24" Deep Keystone Individual Student Desk w/ Echo base & casters	ECHC-2434-ZD		24"	34"	29"	\$576	\$576	*
--	--------------	--	-----	-----	-----	-------	-------	---



DESCRIPTION	ITEM #	NOTE	D	W	H	PRICE	LEAD TIME*
Personal Marker Board (item sold separately)	MB2318	Marker board trim offered in Gray (8M) Magnets may be used with marker boards	1"	23"	18"	\$135	S



to order

1. Item Number
2. Paint Finish
3. Laminate
4. Edge Finish
5. Options

example

ECHC-2434-R - 5055 - HS - 4072 -

ITEM NUMBER PAINT FINISH LAMINATE EDGE FINISH OPTIONS

please separate each item with a dash

base options

MODEL	DESCRIPTION	PRICE
BOMC	Magnetic Clips (not to be used w/ Side Hook)	\$70
BODH	Side Hook & Side Docking Grommet (offered in Platinum (5055))	\$90

paint finish options

MODEL	DESCRIPTION	LEAD TIME
5055	Platinum	Standard 4-6 weeks
	All other standard paints	Extended 10-12 weeks, min. qty. of 25 pieces

* Lead time based on paint finishes noted above | S – Standard Lead Time 4-6 weeks

Echo Series

individual student desk w/ marker board work surface

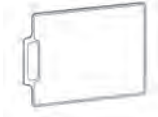
DESCRIPTION	ITEM #	NOTE	D	W	H	T-MOLD EDGE	3MM EDGE	LEAD TIME*
24" Deep Rectangular Individual Student Desk w/ Echo base & casters	ECHC-2434-RMB		24"	34"	29"	\$805	\$805	*



24" Deep Keystone Individual Student Desk w/ Echo base & casters	ECHC-2434-ZDMB		24"	34"	29"	\$805	\$805	*
--	----------------	--	-----	-----	-----	-------	-------	---



DESCRIPTION	ITEM #	NOTE	D	W	H	PRICE	LEAD TIME*
Personal Marker Board (item sold separately)	MB2318	Marker board trim offered in Gray (8M) Magnets may be used with marker boards	1"	23"	18"	\$135	S



- to order
1. Item Number
 2. Paint Finish
 3. Laminate
 4. Edge Finish
 5. Options

example ECHC-2434-RMB - 5055 - HS - 4072 -
ITEM NUMBER PAINT FINISH LAMINATE EDGE FINISH OPTIONS
please separate each item with a dash

base options

MODEL	DESCRIPTION	PRICE
BOMC	Magnetic Clips (not to be used w/ Side Hook)	\$70
BODH	Side Hook & Side Docking Grommet (offered in Platinum (5055))	\$90




paint finish options

MODEL	DESCRIPTION	LEAD TIME
5055	Platinum	Standard 4-6 weeks
	All other standard paints	Extended 10-12 weeks, min. qty. of 25 pieces

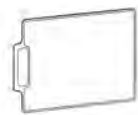
* Lead time based on paint finishes noted above | S – Standard Lead Time 4-6 weeks

Echo Series

19" deep rectangular training & teaming tables

DESCRIPTION	ITEM #	NOTE	D	W	H	T-MOLD EDGE	3MM EDGE	LEAD TIME*
19" Deep Rectangular Training Table w/ Echo base & glides 	ECH-1939-R		19"	39"	29"	\$604	\$604	*
	ECH-1948-R		19"	48"	29"	\$630	\$630	*
	ECH-1960-R	work surface structural support included	19"	60"	29"	\$656	\$656	*
	ECH-1966-R	work surface structural support included	19"	66"	29"	\$677	\$677	*
	ECH-1972-R	work surface structural support included	19"	72"	29"	\$698	\$698	*
	ECH-1984-R	work surface structural support included	19"	84"	29"	\$836	\$836	*
19" Deep Rectangular Training Table w/ Echo base & locking casters 	ECHC-1939-R		19"	39"	29"	\$627	\$627	*
	ECHC-1948-R		19"	48"	29"	\$653	\$653	*
	ECHC-1960-R	work surface structural support included	19"	60"	29"	\$679	\$679	*
	ECHC-1966-R	work surface structural support included	19"	66"	29"	\$700	\$700	*
	ECHC-1972-R	work surface structural support included	19"	72"	29"	\$721	\$721	*
	ECHC-1984-R	work surface structural support included	19"	84"	29"	\$859	\$859	*
19" Deep Rectangular Training Table w/ Echo base (1 side) & locking casters (1 side) 	ECHWB-1939-R		19"	39"	29"	\$614	\$614	*
	ECHWB-1948-R		19"	48"	29"	\$640	\$640	*
	ECHWB-1960-R	work surface structural support included	19"	60"	29"	\$665	\$665	*
	ECHWB-1966-R	work surface structural support included	19"	66"	29"	\$687	\$687	*
	ECHWB-1972-R	work surface structural support included	19"	72"	29"	\$708	\$708	*
	ECHWB-1984-R	work surface structural support included	19"	84"	29"	\$846	\$846	*

DESCRIPTION	ITEM #	NOTE	D	W	H	PRICE	LEAD TIME*
Personal Marker Board (item sold separately)	MB2318	Marker board trim offered in Gray (8M) Magnets may be used with marker boards	1"	23"	18"	\$135	S



to order

1. Item Number
2. Paint Finish
3. Laminate
4. Edge Finish
5. Options

example

ECH-1939-R - 5055 - HS - 4072 -

ITEM NUMBER PAINT FINISH LAMINATE EDGE FINISH OPTIONS

please separate each item with a dash

base options

MODEL	DESCRIPTION	PRICE
BO48	48" Modesty Panel	\$140
BO60	60" Modesty Panel	\$145
BO72	72" Modesty Panel	\$155
BOMC	Magnetic Clips (not to be used w/ Side Hook)	\$70
BOGR	(1) Desk Docking Grommet (centered on work surface, approach side, offered in Gray (8M))	\$32
BOGT	(2) Desk Docking Grommets for 84" Long Tables (evenly centered on work surface, approach side, offered in Gray (8M))	\$64
BODH	Side Hook & Side Docking Grommet (offered in Platinum (5055))	\$90




paint finish options

MODEL	DESCRIPTION	LEAD TIME
5055	Platinum	Standard 4-6 weeks
	All other standard paints	Extended 10-12 weeks, min. qty. of 25 pieces

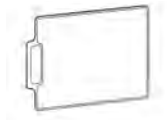
* Lead time based on paint finishes noted above | S – Standard Lead Time 4-6 weeks

Echo Series

24" deep rectangular training & teaming tables

DESCRIPTION	ITEM #	NOTE	D	W	H	T-MOLD EDGE	3MM EDGE	LEAD TIME*
24" Deep Rectangular Training Table w/ Echo base & glides 	ECH-2439-R		24"	39"	29"	\$628	\$628	*
	ECH-2448-R		24"	48"	29"	\$644	\$644	*
	ECH-2460-R	work surface structural support included	24"	60"	29"	\$675	\$675	*
	ECH-2466-R	work surface structural support included	24"	66"	29"	\$700	\$700	*
	ECH-2472-R	work surface structural support included	24"	72"	29"	\$728	\$728	*
	ECH-2484-R	work surface structural support included	24"	84"	29"	\$876	\$876	*
24" Deep Rectangular Training Table w/ Echo base & locking casters 	ECHC-2439-R		24"	39"	29"	\$648	\$648	*
	ECHC-2448-R		24"	48"	29"	\$664	\$664	*
	ECHC-2460-R	work surface structural support included	24"	60"	29"	\$695	\$695	*
	ECHC-2466-R	work surface structural support included	24"	66"	29"	\$721	\$721	*
	ECHC-2472-R	work surface structural support included	24"	72"	29"	\$748	\$748	*
	ECHC-2484-R	work surface structural support included	24"	84"	29"	\$896	\$896	*
24" Deep Rectangular Training Table w/ Echo base (1 side) & locking casters (1 side) 	ECHWB-2439-R		24"	39"	29"	\$635	\$635	*
	ECHWB-2448-R		24"	48"	29"	\$651	\$651	*
	ECHWB-2460-R	work surface structural support included	24"	60"	29"	\$682	\$682	*
	ECHWB-2466-R	work surface structural support included	24"	66"	29"	\$708	\$708	*
	ECHWB-2472-R	work surface structural support included	24"	72"	29"	\$735	\$735	*
	ECHWB-2484-R	work surface structural support included	24"	84"	29"	\$883	\$883	*

DESCRIPTION	ITEM #	NOTE	D	W	H	PRICE	LEAD TIME*
Personal Marker Board (item sold separately)	MB2318	Marker board trim offered in Gray (8M) Magnets may be used with marker boards	1"	23"	18"	\$135	S



- to order
1. Item Number
 2. Paint Finish
 3. Laminate
 4. Edge Finish
 5. Options

example ECH-2439-R - 5055 - HS - 4072 -

ITEM NUMBER PAINT FINISH LAMINATE EDGE FINISH OPTIONS

base options

MODEL	DESCRIPTION	PRICE
BO48	48" Modesty Panel	\$140
BO60	60" Modesty Panel	\$145
BO72	72" Modesty Panel	\$155
BOMC	Magnetic Clips (not to be used w/ Side Hook)	\$70
BOGR	(1) Desk Docking Grommet (centered on work surface, approach side, offered in Gray (8M))	\$32
BOGT	(2) Desk Docking Grommets for 84" Long Tables (evenly centered on work surface, approach side, offered in Gray (8M))	\$64
BODH	Side Hook & Side Docking Grommet (offered in Platinum (5055))	\$90


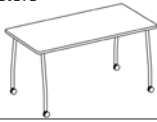

paint finish options

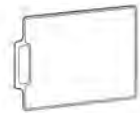
MODEL	DESCRIPTION	LEAD TIME
5055	Platinum	Standard 4-6 weeks
	All other standard paints	Extended 10-12 weeks, min. qty. of 25 pieces

* Lead time based on paint finishes noted above | S – Standard Lead Time 4-6 weeks

Echo Series

30" deep rectangular training & teaming tables

DESCRIPTION	ITEM #	NOTE	D	W	H	T-MOLD EDGE	3MM EDGE	LEAD TIME*
30" Deep Rectangular Training Table w/ Echo base & glides 	ECH-3048-R		30"	48"	29"	\$667	\$667	*
	ECH-3060-R	work surface structural support included	30"	60"	29"	\$708	\$708	*
	ECH-3066-R	work surface structural support included	30"	66"	29"	\$740	\$740	*
	ECH-3072-R	work surface structural support included	30"	72"	29"	\$772	\$772	*
	ECH-3084-R	work surface structural support included	30"	84"	29"	\$930	\$930	*
30" Deep Rectangular Training Table w/ Echo base & locking casters 	ECHC-3048-R		30"	48"	29"	\$690	\$690	*
	ECHC-3060-R	work surface structural support included	30"	60"	29"	\$731	\$731	*
	ECHC-3066-R	work surface structural support included	30"	66"	29"	\$763	\$763	*
	ECHC-3072-R	work surface structural support included	30"	72"	29"	\$795	\$795	*
	ECHC-3084-R	work surface structural support included	30"	84"	29"	\$953	\$953	*
30" Deep Rectangular Training Table w/ Echo base (1 side) & locking casters (1 side) 	ECHWB-3048-R		30"	48"	29"	\$677	\$677	*
	ECHWB-3060-R	work surface structural support included	30"	60"	29"	\$718	\$718	*
	ECHWB-3066-R	work surface structural support included	30"	66"	29"	\$750	\$750	*
	ECHWB-3072-R	work surface structural support included	30"	72"	29"	\$782	\$782	*
	ECHWB-3084-R	work surface structural support included	30"	84"	29"	\$940	\$940	*

DESCRIPTION	ITEM #	NOTE	D	W	H	PRICE	LEAD TIME*
Personal Marker Board (item sold separately) 	MB2318	Marker board trim offered in Gray (8M) Magnets may be used with marker boards	1"	23"	18"	\$135	S

to order 1. Item Number 2. Paint Finish 3. Laminate 4. Edge Finish 5. Options	example ECH-3048-R - 5055 - HS - 4072 -	ITEM NUMBER PAINT FINISH LAMINATE EDGE FINISH OPTIONS
---	--	---

base options

MODEL	DESCRIPTION	PRICE
BO48	48" Modesty Panel	\$140
BO60	60" Modesty Panel	\$145
BO72	72" Modesty Panel	\$155
BOMC	Magnetic Clips (not to be used w/ Side Hook)	\$70
BOGR	(1) Desk Docking Grommet (centered on work surface, approach side, offered in Gray (8M))	\$32
BOGT	(2) Desk Docking Grommets for 84" Long Tables (evenly centered on work surface, approach side, offered in Gray (8M))	\$64
BODH	Side Hook & Side Docking Grommet (offered in Platinum (5055))	\$90




paint finish options

MODEL	DESCRIPTION	LEAD TIME
5055	Platinum	Standard 4-6 weeks
	All other standard paints	Extended 10-12 weeks, min. qty. of 25 pieces

* Lead time based on paint finishes noted above | S – Standard Lead Time 4-6 weeks

Echo Series

19" deep rectangular training & teaming tables w/ marker board work surface

DESCRIPTION	ITEM #	NOTE	D	W	H	T-MOLD EDGE	3MM EDGE	LEAD TIME*
19" Deep Rectangular Training Table w/ Echo base, glides & marker board surface 	ECH-1939-RMB		19"	39"	29"	\$811	\$811	*
	ECH-1948-RMB		19"	48"	29"	\$847	\$847	*
	ECH-1960-RMB	work surface structural support included	19"	60"	29"	\$925	\$925	*
	ECH-1966-RMB	work surface structural support included	19"	66"	29"	\$959	\$959	*
	ECH-1972-RMB	work surface structural support included	19"	72"	29"	\$1000	\$1000	*
	ECH-1984-RMB	work surface structural support included	19"	84"	29"	\$1223	\$1223	*
19" Deep Rectangular Training Table w/ Echo base, locking casters & marker board surface 	ECHC-1939-RMB		19"	39"	29"	\$834	\$834	*
	ECHC-1948-RMB		19"	48"	29"	\$870	\$870	*
	ECHC-1960-RMB	work surface structural support included	19"	60"	29"	\$948	\$948	*
	ECHC-1966-RMB	work surface structural support included	19"	66"	29"	\$982	\$982	*
	ECHC-1972-RMB	work surface structural support included	19"	72"	29"	\$1024	\$1024	*
	ECHC-1984-RMB	work surface structural support included	19"	84"	29"	\$1246	\$1246	*
19" Deep Rectangular Training Table w/ Echo base (1 side), locking casters (1 side) & marker board surface 	ECHWB-1939-RMB		19"	39"	29"	\$821	\$821	*
	ECHWB-1948-RMB		19"	48"	29"	\$857	\$857	*
	ECHWB-1960-RMB	work surface structural support included	19"	60"	29"	\$935	\$935	*
	ECHWB-1966-RMB	work surface structural support included	19"	66"	29"	\$969	\$969	*
	ECHWB-1972-RMB	work surface structural support included	19"	72"	29"	\$1011	\$1011	*
	ECHWB-1984-RMB	work surface structural support included	19"	84"	29"	\$1233	\$1233	*
DESCRIPTION	ITEM #	NOTE	D	W	H	PRICE	LEAD TIME*	
Personal Marker Board (item sold separately)	MB2318	Marker board trim offered in Gray (8M) Magnets may be used with marker boards	1"	23"	18"	\$135	S	



- to order
1. Item Number
 2. Paint Finish
 3. Edge Finish
 4. Options

example ECH-1939-RMB - 5055 - 4072 -

ITEM NUMBER PAINT FINISH EDGE FINISH OPTIONS

base options

MODEL	DESCRIPTION	PRICE
BO48	48" Modesty Panel	\$140
BO60	60" Modesty Panel	\$145
BO72	72" Modesty Panel	\$155
BOMC	Magnetic Clips (not to be used w/ Side Hook)	\$70
BOGR	(1) Desk Docking Grommet (centered on work surface, approach side, offered in Gray (8M))	\$32
BOGT	(2) Desk Docking Grommets for 84" Long Tables (evenly centered on work surface, approach side, offered in Gray (8M))	\$64
BODH	Side Hook & Side Docking Grommet (offered in Platinum (5055))	\$90


paint finish options


MODEL	DESCRIPTION	LEAD TIME
5055	Platinum	Standard 4-6 weeks
	All other standard paints	Extended 10-12 weeks, min. qty. of 25 pieces


* Lead time based on paint finishes noted above | S – Standard Lead Time 4-6 weeks

Echo Series

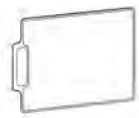
24" deep rectangular training & teaming tables w/ marker board work surface

DESCRIPTION	ITEM #	NOTE	D	W	H	T-MOLD EDGE	3MM EDGE	LEAD TIME*
24" Deep Rectangular Training Table w/ Echo base, glides & marker board surface 	ECH-2439-RMB		24"	39"	29"	\$832	\$832	*
	ECH-2448-RMB		24"	48"	29"	\$858	\$858	*
	ECH-2460-RMB	work surface structural support included	24"	60"	29"	\$940	\$940	*
	ECH-2466-RMB	work surface structural support included	24"	66"	29"	\$980	\$980	*
	ECH-2472-RMB	work surface structural support included	24"	72"	29"	\$1031	\$1031	*
	ECH-2484-RMB	work surface structural support included	24"	84"	29"	\$1198	\$1198	*

24" Deep Rectangular Training Table w/ Echo base, locking casters & marker board surface 	ECHC-2439-RMB		24"	39"	29"	\$855	\$855	*
	ECHC-2448-RMB		24"	48"	29"	\$881	\$881	*
	ECHC-2460-RMB	work surface structural support included	24"	60"	29"	\$963	\$963	*
	ECHC-2466-RMB	work surface structural support included	24"	66"	29"	\$1003	\$1003	*
	ECHC-2472-RMB	work surface structural support included	24"	72"	29"	\$1054	\$1054	*
	ECHC-2484-RMB	work surface structural support included	24"	84"	29"	\$1221	\$1221	*

24" Deep Rectangular Training Table w/ Echo base (1 side), locking casters (1 side) & marker board surface 	ECHWB-2439-RMB		24"	39"	29"	\$842	\$842	*
	ECHWB-2448-RMB		24"	48"	29"	\$868	\$868	*
	ECHWB-2460-RMB	work surface structural support included	24"	60"	29"	\$950	\$950	*
	ECHWB-2466-RMB	work surface structural support included	24"	66"	29"	\$990	\$990	*
	ECHWB-2472-RMB	work surface structural support included	24"	72"	29"	\$1041	\$1041	*
	ECHWB-2484-RMB	work surface structural support included	24"	84"	29"	\$1208	\$1208	*

DESCRIPTION	ITEM #	NOTE	D	W	H	PRICE	LEAD TIME*
Personal Marker Board (item sold separately)	MB2318	Marker board trim offered in Gray (8M) Magnets may be used with marker boards	1"	23"	18"	\$135	S



to order

1. Item Number
2. Paint Finish
3. Edge Finish
4. Options

example ECH-2439-RMB - 5055 - 4072 - _____

ITEM NUMBER PAINT FINISH EDGE FINISH OPTIONS

base options

MODEL	DESCRIPTION	PRICE
BO48	48" Modesty Panel	\$140
BO60	60" Modesty Panel	\$145
BO72	72" Modesty Panel	\$155
BOMC	Magnetic Clips (not to be used w/ Side Hook)	\$70
BOGR	(1) Desk Docking Grommet (centered on work surface, approach side, offered in Gray (8M))	\$32
BOGT	(2) Desk Docking Grommets for 84" Long Tables (evenly centered on work surface, approach side, offered in Gray (8M))	\$64
BODH	Side Hook & Side Docking Grommet (offered in Platinum (5055))	\$90

paint finish options

MODEL	DESCRIPTION	LEAD TIME
5055	Platinum	Standard 4-6 weeks
	All other standard paints	Extended 10-12 weeks, min. qty. of 25 pieces

* Lead time based on paint finishes noted above | S – Standard Lead Time 4-6 weeks

Echo Series

30" deep rectangular training & teaming tables w/ marker board work surface

DESCRIPTION	ITEM #	NOTE	D	W	H	T-MOLD EDGE	3MM EDGE	LEAD TIME*
30" Deep Rectangular Training Table w/ Echo base, glides & marker board surface	ECH-3048-RMB		30"	48"	29"	\$941	\$941	*
	ECH-3060-RMB	work surface structural support included	30"	60"	29"	\$1037	\$1037	*
	ECH-3066-RMB	work surface structural support included	30"	66"	29"	\$1075	\$1075	*
	ECH-3072-RMB	work surface structural support included	30"	72"	29"	\$1145	\$1145	*
	ECH-3084-RMB	work surface structural support included	30"	84"	29"	\$1437	\$1437	*



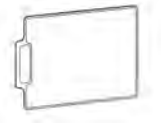
30" Deep Rectangular Training Table w/ Echo base, locking casters & marker board surface	ECHC-3048-RMB		30"	48"	29"	\$964	\$964	*
	ECHC-3060-RMB	work surface structural support included	30"	60"	29"	\$1060	\$1060	*
	ECHC-3066-RMB	work surface structural support included	30"	66"	29"	\$1098	\$1098	*
	ECHC-3072-RMB	work surface structural support included	30"	72"	29"	\$1168	\$1168	*
	ECHC-3084-RMB	work surface structural support included	30"	84"	29"	\$1460	\$1460	*



30" Deep Rectangular Training Table w/ Echo base (1 side), locking casters (1 side) & marker board surface	ECHWB-3048-RMB		30"	48"	29"	\$951	\$951	*
	ECHWB-3060-RMB	work surface structural support included	30"	60"	29"	\$1047	\$1047	*
	ECHWB-3066-RMB	work surface structural support included	30"	66"	29"	\$1085	\$1085	*
	ECHWB-3072-RMB	work surface structural support included	30"	72"	29"	\$1155	\$1155	*
	ECHWB-3084-RMB	work surface structural support included	30"	84"	29"	\$1447	\$1447	*



DESCRIPTION	ITEM #	NOTE	D	W	H	PRICE	LEAD TIME*
Personal Marker Board (item sold separately)	MB2318	Marker board trim offered in Gray (8M) Magnets may be used with marker boards	1"	23"	18"	\$135	S



- to order
1. Item Number
 2. Paint Finish
 3. Edge Finish
 4. Options

example **ECH-3048-RMB - 5055 - 4072 -**

ITEM NUMBER PAINT FINISH EDGE FINISH OPTIONS

base options

MODEL	DESCRIPTION	PRICE
BO48	48" Modesty Panel	\$140
BO60	60" Modesty Panel	\$145
BO72	72" Modesty Panel	\$155
BOMC	Magnetic Clips (not to be used w/ Side Hook)	\$70
BOGR	(1) Desk Docking Grommet (centered on work surface, approach side, offered in Gray (8M))	\$32
BOGT	(2) Desk Docking Grommets for 84" Long Tables (evenly centered on work surface, approach side, offered in Gray (8M))	\$64
BODH	Side Hook & Side Docking Grommet (offered in Platinum (5055))	\$90




paint finish options

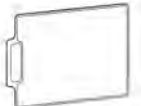
MODEL	DESCRIPTION	LEAD TIME
5055	Platinum	Standard 4-6 weeks
	All other standard paints	Extended 10-12 weeks, min. qty. of 25 pieces

* Lead time based on paint finishes noted above | S – Standard Lead Time 4-6 weeks

Echo Series

19" deep chevron training & teaming tables

DESCRIPTION	ITEM #	NOTE	D	W	H	DESIGN NOTE	T-MOLD EDGE	3MM EDGE	LEAD TIME*
19" Deep Chevron Training Table w/ Echo base & glides 	ECH-1960-C	work surface structural support included	19"	60"	29"		\$683	\$683	*
	ECH-1966-C	work surface structural support included	19"	66"	29"		\$714	\$714	*
	ECH-1972-C	work surface structural support included	19"	72"	29"		\$841	\$841	*
	ECH-1984-C	work surface structural support included	19"	84"	29"	✓	\$968	\$968	*
19" Deep Chevron Training Table w/ Echo base & locking casters 	EHC-1960-C	work surface structural support included	19"	60"	29"		\$706	\$706	*
	EHC-1966-C	work surface structural support included	19"	66"	29"		\$721	\$721	*
	EHC-1972-C	work surface structural support included	19"	72"	29"		\$737	\$737	*
	EHC-1984-C	work surface structural support included	19"	84"	29"	✓	\$864	\$864	*
19" Deep Chevron Training Table w/ Echo base (1 side) & locking casters (1 side) 	ECHWB-1960-C	work surface structural support included	19"	60"	29"		\$693	\$693	*
	ECHWB-1966-C	work surface structural support included	19"	66"	29"		\$708	\$708	*
	ECHWB-1972-C	work surface structural support included	19"	72"	29"		\$727	\$727	*
	ECHWB-1984-C	work surface structural support included	19"	84"	29"	✓	\$851	\$851	*

DESCRIPTION	ITEM #	NOTE	D	W	H	PRICE	LEAD TIME*
Personal Marker Board (item sold separately) 	MB2318	Marker board trim offered in Gray (8M) Magnets may be used with marker boards	1"	23"	18"	\$135	S

to order

1. Item Number
2. Paint Finish
3. Laminate
4. Edge Finish
5. Options

example ECH-1960-C - 5055 - HS - 4072 -

ITEM NUMBER PAINT FINISH LAMINATE EDGE FINISH OPTIONS

please separate each item with a dash

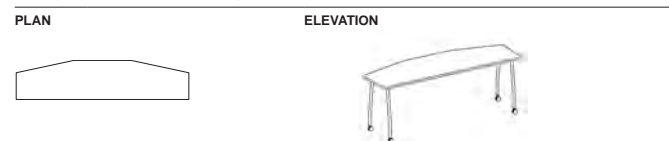
base options

MODEL	DESCRIPTION	PRICE
BO48	48" Modesty Panel	\$140
BO60	60" Modesty Panel	\$145
BO72	72" Modesty Panel	\$155
BOMC	Magnetic Clips (not to be used w/ Side Hook)	\$70
BOGR	(1) Desk Docking Grommet (centered on work surface, approach side, offered in Gray (8M))	\$32
BOGT	(2) Desk Docking Grommets for 84" Long Tables (evenly centered on work surface, approach side, offered in Gray (8M))	\$64
BODH	Side Hook & Side Docking Grommet (offered in Platinum (5055))	\$90

paint finish options

MODEL	DESCRIPTION	LEAD TIME
5055	Platinum	Standard 4-6 weeks
	All other standard paints	Extended 10-12 weeks, min. qty. of 25 pieces

design note – for 84" long work surface






84" long Echo chevron tables are designed w/ 3 contours on the user side to accommodate 3 people

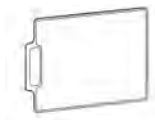
* Lead time based on paint finishes noted above | S – Standard Lead Time 4-6 weeks

Echo Series

24" deep chevron training & teaming tables

DESCRIPTION	ITEM #	NOTE	D	W	H	DESIGN NOTE	T-MOLD EDGE	3MM EDGE	LEAD TIME*
24" Deep Chevron Training Table w/ Echo base & glides 	ECH-2460-C	work surface structural support included	24"	60"	29"		\$683	\$683	*
	ECH-2466-C	work surface structural support included	24"	66"	29"		\$698	\$698	*
	ECH-2472-C	work surface structural support included	24"	72"	29"		\$714	\$714	*
	ECH-2484-C	work surface structural support included	24"	84"	29"	✓	\$841	\$841	*
24" Deep Chevron Training Table w/ Echo base & locking casters 	EHC-2460-C	work surface structural support included	24"	60"	29"		\$737	\$737	*
	EHC-2466-C	work surface structural support included	24"	66"	29"		\$758	\$758	*
	EHC-2472-C	work surface structural support included	24"	72"	29"		\$778	\$778	*
	EHC-2484-C	work surface structural support included	24"	84"	29"	✓	\$911	\$911	*
24" Deep Chevron Training Table w/ Echo base (1 side) & locking casters (1 side) 	ECHWB-2460-C	work surface structural support included	24"	60"	29"		\$693	\$693	*
	ECHWB-2466-C	work surface structural support included	24"	66"	29"		\$708	\$708	*
	ECHWB-2472-C	work surface structural support included	24"	72"	29"		\$724	\$724	*
	ECHWB-2484-C	work surface structural support included	24"	84"	29"	✓	\$851	\$851	*

DESCRIPTION	ITEM #	NOTE	D	W	H	PRICE	LEAD TIME*
Personal Marker Board (item sold separately)	MB2318	Marker board trim offered in Gray (8M) Magnets may be used with marker boards	1"	23"	18"	\$135	S



- to order
1. Item Number
 2. Paint Finish
 3. Laminate
 4. Edge Finish
 5. Options

example **ECH-2460-C - 5055 - HS - 4072 -**
ITEM NUMBER PAINT FINISH LAMINATE EDGE FINISH OPTIONS
please separate each item with a dash

base options

MODEL	DESCRIPTION	PRICE
BO48	48" Modesty Panel	\$140
BO60	60" Modesty Panel	\$145
BO72	72" Modesty Panel	\$155
BOMC	Magnetic Clips (not to be used w/ Side Hook)	\$70
BOGR	(1) Desk Docking Grommet (centered on work surface, approach side, offered in Gray (8M))	\$32
BOGT	(2) Desk Docking Grommets for 84" Long Tables (evenly centered on work surface, approach side, offered in Gray (8M))	\$64
BODH	Side Hook & Side Docking Grommet (offered in Platinum (5055))	\$90

paint finish options

MODEL	DESCRIPTION	LEAD TIME
5055	Platinum	Standard 4-6 weeks
	All other standard paints	Extended 10-12 weeks, min. qty. of 25 pieces

design note – for 84" long work surface






84" long Echo chevron tables are designed w/ 3 contours on the user side to accommodate 3 people

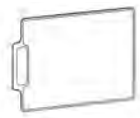
* Lead time based on paint finishes noted above | S – Standard Lead Time 4-6 weeks

Echo Series

30" deep chevron training & teaming tables

DESCRIPTION	ITEM #	NOTE	D	W	H	DESIGN NOTE	T-MOLD EDGE	3MM EDGE	LEAD TIME*
30" Deep Chevron Training Table w/ Echo base & glides 	ECH-3060-C	work surface structural support included	30"	60"	29"		\$755	\$755	*
	ECH-3066-C	work surface structural support included	30"	66"	29"		\$782	\$782	*
	ECH-3072-C	work surface structural support included	30"	72"	29"		\$807	\$807	*
	ECH-3084-C	work surface structural support included	30"	84"	29"	✓	\$946	\$946	*
30" Deep Chevron Training Table w/ Echo base & locking casters 	EHC-3060-C	work surface structural support included	30"	60"	29"		\$778	\$778	*
	EHC-3066-C	work surface structural support included	30"	66"	29"		\$805	\$805	*
	EHC-3072-C	work surface structural support included	30"	72"	29"		\$830	\$830	*
	EHC-3084-C	work surface structural support included	30"	84"	29"	✓	\$969	\$969	*
30" Deep Chevron Training Table w/ Echo base (1 side) & locking casters (1 side) 	ECHWB-3060-C	work surface structural support included	30"	60"	29"		\$765	\$765	*
	ECHWB-3066-C	work surface structural support included	30"	66"	29"		\$792	\$792	*
	ECHWB-3072-C	work surface structural support included	30"	72"	29"		\$817	\$817	*
	ECHWB-3084-C	work surface structural support included	30"	84"	29"	✓	\$956	\$956	*

DESCRIPTION	ITEM #	NOTE	D	W	H	PRICE	LEAD TIME*
Personal Marker Board (item sold separately)	MB2318	Marker board trim offered in Gray (8M) Magnets may used with marker boards	1"	23"	18"	\$135	S



to order

- Item Number
- Paint Finish
- Laminate
- Edge Finish
- Options

example ECH-3060-C - 5055 - HS - 4072 - _____
ITEM NUMBER PAINT FINISH LAMINATE EDGE FINISH OPTIONS
please separate each item with a dash

base options

MODEL	DESCRIPTION	PRICE
BO48	48" Modesty Panel	\$140
BO60	60" Modesty Panel	\$145
BO72	72" Modesty Panel	\$155
BOMC	Magnetic Clips (not to be used w/ Side Hook)	\$70
BOGR	(1) Desk Docking Grommet (centered on work surface, approach side, offered in Gray (8M))	\$32
BOGT	(2) Desk Docking Grommets for 84" Long Tables (evenly centered on work surface, approach side, offered in Gray (8M))	\$64
BODH	Side Hook & Side Docking Grommet (offered in Platinum (5055))	\$90

paint finish options

MODEL	DESCRIPTION	LEAD TIME
5055	Platinum	Standard 4-6 weeks
	All other standard paints	Extended 10-12 weeks, min. qty. of 25 pieces

design note – for 84" long work surface




84" long Echo chevron tables are designed w/ 3 contours on the user side to accommodate 3 people

* Lead time based on paint finishes noted above | S – Standard Lead Time 4-6 weeks


Echo Series

19" deep chevron training & teaming tables w/ marker board work surface


DESCRIPTION	ITEM #	NOTE	D	W	H	DESIGN NOTE	T-MOLD EDGE	3MM EDGE	LEAD TIME*
19" Deep Chevron Training Table w/ Echo base, glides & marker board surface	ECH-1960-CMB	work surface structural support included	19"	60"	29"		\$753	\$753	*
	ECH-1966-CMB	work surface structural support included	19"	66"	29"		\$771	\$771	*
	ECH-1972-CMB	work surface structural support included	19"	72"	29"		\$797	\$797	*
	ECH-1984-CMB	work surface structural support included	19"	84"	29"	✓	\$941	\$941	*



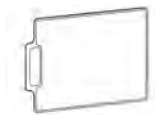
19" Deep Chevron Training Table w/ Echo base, locking casters & marker board surface	ECHC-1960-CMB	work surface structural support included	19"	60"	29"		\$776	\$776	*
	ECHC-1966-CMB	work surface structural support included	19"	66"	29"		\$794	\$794	*
	ECHC-1972-CMB	work surface structural support included	19"	72"	29"		\$820	\$820	*
	ECHC-1984-CMB	work surface structural support included	19"	84"	29"	✓	\$964	\$964	*



19" Deep Chevron Training Table w/ Echo base (1 side), locking casters (1 side) & marker board surface	ECHWB-1960-CMB	work surface structural support included	19"	60"	29"		\$763	\$763	*
	ECHWB-1966-CMB	work surface structural support included	19"	66"	29"		\$781	\$781	*
	ECHWB-1972-CMB	work surface structural support included	19"	72"	29"		\$807	\$807	*
	ECHWB-1984-CMB	work surface structural support included	19"	84"	29"	✓	\$951	\$951	*



DESCRIPTION	ITEM #	NOTE	D	W	H	PRICE	LEAD TIME*
Personal Marker Board (item sold separately)	MB2318	Marker board trim offered in Gray (8M) Magnets may be used with marker boards	1"	23"	18"	\$135	S



- to order
1. Item Number
 2. Paint Finish
 3. Edge Finish
 4. Options

example **ECH-1960-CMB - 5055 - 4072 -**
ITEM NUMBER PAINT FINISH EDGE FINISH OPTIONS
please separate each item with a dash


base options

MODEL	DESCRIPTION	PRICE
BO48	48" Modesty Panel	\$140
BO60	60" Modesty Panel	\$145
BO72	72" Modesty Panel	\$155
BOMC	Magnetic Clips (not to be used w/ Side Hook)	\$70
BOGR	(1) Desk Docking Grommet (centered on work surface, approach side, offered in Gray (8M))	\$32
BOGT	(2) Desk Docking Grommets for 84" Long Tables (evenly centered on work surface, approach side, offered in Gray (8M))	\$64
BODH	Side Hook & Side Docking Grommet (offered in Platinum (5055))	\$90

paint finish options

MODEL	DESCRIPTION	LEAD TIME
5055	Platinum	Standard 4-6 weeks
	All other standard paints	Extended 10-12 weeks, min. qty. of 25 pieces

design note – for 84" long work surface



84" long Echo chevron tables are designed w/ 3 contours on the user side to accommodate 3 people

* Lead time based on paint finishes noted above | S – Standard Lead Time 4-6 weeks

Echo Series

24" deep chevron training & teaming tables w/ marker board work surface

DESCRIPTION	ITEM #	NOTE	D	W	H	DESIGN NOTE	T-MOLD EDGE	3MM EDGE	LEAD TIME*
24" Deep Chevron Training Table w/ Echo base, glides & marker board surface	ECH-2460-CMB	work surface structural support included	24"	60"	29"		\$801	\$801	*
	ECH-2466-CMB	work surface structural support included	24"	66"	29"		\$827	\$827	*
	ECH-2472-CMB	work surface structural support included	24"	72"	29"		\$857	\$857	*
	ECH-2484-CMB	work surface structural support included	24"	84"	29"	✓	\$1027	\$1027	*



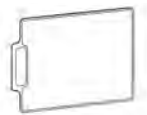
24" Deep Chevron Training Table w/ Echo base, locking casters & marker board surface	ECHC-2460-CMB	work surface structural support included	24"	60"	29"		\$824	\$824	*
	ECHC-2466-CMB	work surface structural support included	24"	66"	29"		\$850	\$850	*
	ECHC-2472-CMB	work surface structural support included	24"	72"	29"		\$880	\$880	*
	ECHC-2484-CMB	work surface structural support included	24"	84"	29"	✓	\$1050	\$1050	*



24" Deep Chevron Training Table w/ Echo base (1 side), locking casters (1 side) & marker board surface	ECHWB-2460-CMB	work surface structural support included	24"	60"	29"		\$811	\$811	*
	ECHWB-2466-CMB	work surface structural support included	24"	66"	29"		\$837	\$837	*
	ECHWB-2472-CMB	work surface structural support included	24"	72"	29"		\$867	\$867	*
	ECHWB-2484-CMB	work surface structural support included	24"	84"	29"	✓	\$1037	\$1037	*



DESCRIPTION	ITEM #	NOTE	D	W	H	PRICE	LEAD TIME*
Personal Marker Board (item sold separately)	MB2318	Marker board trim offered in Gray (8M) Magnets may used with marker boards	1"	23"	18"	\$135	S



to order

- Item Number
- Paint Finish
- Edge Finish
- Options

example ECH-2460-CMB - 5055 - 4072 - _____

ITEM NUMBER PAINT FINISH EDGE FINISH OPTIONS

please separate each item with a dash

base options

MODEL	DESCRIPTION	PRICE
BO48	48" Modesty Panel	\$140
BO60	60" Modesty Panel	\$145
BO72	72" Modesty Panel	\$155
BOMC	Magnetic Clips (not to be used w/ Side Hook)	\$70
BOGR	(1) Desk Docking Grommet (centered on work surface, approach side, offered in Gray (8M))	\$32
BOGT	(2) Desk Docking Grommets for 84" Long Tables (evenly centered on work surface, approach side, offered in Gray (8M))	\$64
BODH	Side Hook & Side Docking Grommet (offered in Platinum (5055))	\$90

paint finish options

MODEL	DESCRIPTION	LEAD TIME
5055	Platinum	Standard 4-6 weeks
	All other standard paints	Extended 10-12 weeks, min. qty. of 25 pieces

design note – for 84" long work surface






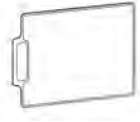
84" long Echo chevron tables are designed w/ 3 contours on the user side to accommodate 3 people

* Lead time based on paint finishes noted above | S – Standard Lead Time 4-6 weeks

Echo Series

30" deep chevron training & teaming tables w/ marker board work surface

DESCRIPTION	ITEM #	NOTE	D	W	H	DESIGN NOTE	T-MOLD EDGE	3MM EDGE	LEAD TIME*
30" Deep Chevron Training Table w/ Echo base, glides & marker board surface 	ECH-3060-CMB	work surface structural support included	30"	60"	29"		\$861	\$861	*
	ECH-3066-CMB	work surface structural support included	30"	66"	29"		\$906	\$906	*
	ECH-3072-CMB	work surface structural support included	30"	72"	29"		\$932	\$932	*
	ECH-3084-CMB	work surface structural support included	30"	84"	29"	✓	\$1087	\$1087	*
30" Deep Chevron Training Table w/ Echo base, locking casters & marker board surface 	ECHC-3060-CMB	work surface structural support included	30"	60"	29"		\$884	\$884	*
	ECHC-3066-CMB	work surface structural support included	30"	66"	29"		\$929	\$929	*
	ECHC-3072-CMB	work surface structural support included	30"	72"	29"		\$955	\$955	*
	ECHC-3084-CMB	work surface structural support included	30"	84"	29"	✓	\$1110	\$1110	*
30" Deep Chevron Training Table w/ Echo base (1 side), locking casters (1 side) & marker board surface 	ECHWB-3060-CMB	work surface structural support included	30"	60"	29"		\$871	\$871	*
	ECHWB-3066-CMB	work surface structural support included	30"	66"	29"		\$916	\$916	*
	ECHWB-3072-CMB	work surface structural support included	30"	72"	29"		\$942	\$942	*
	ECHWB-3084-CMB	work surface structural support included	30"	84"	29"	✓	\$1097	\$1097	*

DESCRIPTION	ITEM #	NOTE	D	W	H	PRICE	LEAD TIME*
Personal Marker Board (item sold separately) 	MB2318	Marker board trim offered in Gray (8M) Magnets may be used with marker boards	1"	23"	18"	\$135	S

- to order
1. Item Number
 2. Paint Finish
 3. Edge Finish
 4. Options

example **ECH-3060-CMB - 5055 - 4072 -**
ITEM NUMBER PAINT FINISH EDGE FINISH OPTIONS
please separate each item with a dash

base options

MODEL	DESCRIPTION	PRICE
BO48	48" Modesty Panel	\$140
BO60	60" Modesty Panel	\$145
BO72	72" Modesty Panel	\$155
BOMC	Magnetic Clips (not to be used w/ Side Hook)	\$70
BOGR	(1) Desk Docking Grommet (centered on work surface, approach side, offered in Gray (8M))	\$32
BOGT	(2) Desk Docking Grommets for 84" Long Tables (evenly centered on work surface, approach side, offered in Gray (8M))	\$64
BODH	Side Hook & Side Docking Grommet (offered in Platinum (5055))	\$90

paint finish options

MODEL	DESCRIPTION	LEAD TIME
5055	Platinum	Standard 4-6 weeks
	All other standard paints	Extended 10-12 weeks, min. qty. of 25 pieces

design note – for 84" long work surface





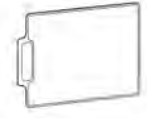
84" long Echo chevron tables are designed w/ 3 contours on the user side to accommodate 3 people

* Lead time based on paint finishes noted above | S – Standard Lead Time 4-6 weeks

Echo Series

24" deep meeting tables

DESCRIPTION	ITEM #	NOTE	D	W	H	DESIGN NOTE	T-MOLD EDGE	3MM EDGE	LEAD TIME*
24" Deep Meeting Table w/ Echo base & glides 	ECH-2460-M	work surface structural support included	24"	60"	29"		\$745	\$745	*
	ECH-2472-M	work surface structural support included	24"	72"	29"		\$808	\$808	*
	ECH-2484-M	work surface structural support included	24"	84"	29"	✓	\$945	\$945	*
24" Deep Meeting Table w/ Echo base & locking casters 	EHC-2460-M	work surface structural support included	24"	60"	29"		\$768	\$768	*
	EHC-2472-M	work surface structural support included	24"	72"	29"		\$831	\$831	*
	EHC-2484-M	work surface structural support included	24"	84"	29"	✓	\$968	\$968	*

DESCRIPTION	ITEM #	NOTE	D	W	H	PRICE	LEAD TIME*
Personal Marker Board (item sold separately) 	MB2318	Marker board trim offered in Gray (8M) Magnets may used with marker boards	1"	23"	18"	\$135	S

to order

1. Item Number
2. Paint Finish
3. Laminate
4. Edge Finish
5. Options

example

ECH-2460-M - 5055 - HS - 4072 -

ITEM NUMBER PAINT FINISH LAMINATE EDGE FINISH OPTIONS

please separate each item with a dash

paint finish options

MODEL	DESCRIPTION	LEAD TIME
5055	Platinum	Standard 4-6 weeks
	All other standard paint	Extended 10-12 weeks, min. qty. of 25 pieces

base options

MODEL	DESCRIPTION	PRICE
BODH	Side Hook & Side Docking Grommet (offered in Platinum (5055))	\$90

design note – for 84" long work surface

PLAN ELEVATION



84" length Echo meeting tables are designed w/ 3 contours on each side to accommodate 6 people

* Lead time based on paint finishes noted above | S – Standard Lead Time 4-6 weeks

Echo Series

30" deep meeting tables

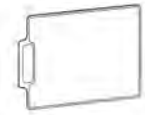
DESCRIPTION	ITEM #	NOTE	D	W	H	DESIGN NOTE	T-MOLD EDGE	3MM EDGE	LEAD TIME*
30" Deep Meeting Table w/ Echo base & glides	ECH-3060-M	work surface structural support included	30"	60"	29"		\$792	\$792	*
	ECH-3072-M	work surface structural support included	30"	72"	29"		\$865	\$865	*
	ECH-3084-M	work surface structural support included	30"	84"	29"	✓	\$967	\$967	*



30" Deep Meeting Table w/ Echo base & locking casters	ECHC-3060-M	work surface structural support included	30"	60"	29"		\$815	\$815	*
	ECHC-3072-M	work surface structural support included	30"	72"	29"		\$888	\$888	*
	ECHC-3084-M	work surface structural support included	30"	84"	29"	✓	\$990	\$990	*



DESCRIPTION	ITEM #	NOTE	D	W	H	PRICE	LEAD TIME*
Personal Marker Board (item sold separately)	MB2318	Marker board trim offered in Gray (8M) Magnets may used with marker boards	1"	23"	18"	\$135	S



- to order
1. Item Number
 2. Paint Finish
 3. Laminate
 4. Edge Finish
 5. Options

example **ECH-3060-M - 5055 - HS - 4072 -**
ITEM NUMBER PAINT FINISH LAMINATE EDGE FINISH OPTIONS
please separate each item with a dash

paint finish options

MODEL	DESCRIPTION	LEAD TIME
5055	Platinum	Standard 4-6 weeks
	All other standard paint	Extended 10-12 weeks, min. qty. of 25 pieces

base options

MODEL	DESCRIPTION	PRICE
BODH	Side Hook & Side Docking Grommet (offered in Platinum (5055))	\$90

design note – for 84" long work surface

PLAN	ELEVATION

84" length Echo meeting tables are designed w/ 3 contours on each side to accommodate 6 people

* Lead time based on paint finishes noted above | S – Standard Lead Time 4-6 weeks

Echo Series

24" deep meeting tables w/ marker board work surface

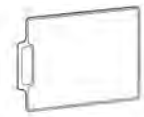
DESCRIPTION	ITEM #	NOTE	D	W	H	DESIGN NOTE	T-MOLD EDGE	3MM EDGE	LEAD TIME*
24" Deep Meeting Table w/ Echo base, glides & marker board surface	ECH-2460-MMB	work surface structural support included	24"	60"	29"		\$997	\$997	*
	ECH-2472-MMB	work surface structural support included	24"	72"	29"		\$1062	\$1062	*
	ECH-2484-MMB	work surface structural support included	24"	84"	29"	✓	\$1112	\$1112	*



24" Deep Meeting Table w/ Echo base, locking casters & marker board surface	ECHC-2460-MMB	work surface structural support included	24"	60"	29"		\$1010	\$1010	*
	ECHC-2472-MMB	work surface structural support included	24"	72"	29"		\$1085	\$1085	*
	ECHC-2484-MMB	work surface structural support included	24"	84"	29"	✓	\$1135	\$1135	*



DESCRIPTION	ITEM #	NOTE	D	W	H	PRICE	LEAD TIME*
Personal Marker Board (item sold separately)	MB2318	Marker board trim offered in Gray (8M) Magnets may be used with marker boards	1"	23"	18"	\$135	S



to order

1. Item Number
2. Paint Finish
3. Edge Finish

example ECH-2460-MMB - 5055 - 4072

ITEM NUMBER PAINT FINISH EDGE FINISH

please separate each item with a dash

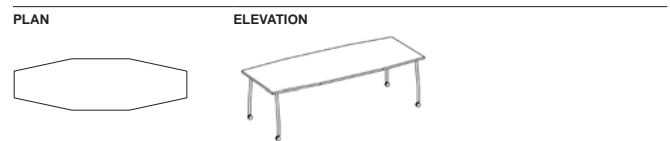
paint finish options

MODEL	DESCRIPTION	LEAD TIME
5055	Platinum	Standard 4-6 weeks
	All other standard paint	Extended 10-12 weeks, min. qty. of 25 pieces

base options

MODEL	DESCRIPTION	PRICE
BODH	Side Hook & Side Docking Grommet (offered in Platinum (5055))	\$90

design note – for 84" long work surface



84" length Echo meeting tables are designed w/ 3 contours on each side to accommodate 6 people

* Lead time based on paint finishes noted above | S – Standard Lead Time 4-6 weeks

Echo Series

30" deep meeting tables w/ marker board work surface

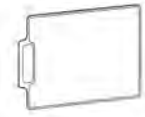
DESCRIPTION	ITEM #	NOTE	D	W	H	DESIGN NOTE	T-MOLD EDGE	3MM EDGE	LEAD TIME*
30" Deep Meeting Table w/ Echo base, glides & marker board surface	ECH-3060-MMB	work surface structural support included	30"	60"	29"		\$1040	\$1040	*
	ECH-3072-MMB	work surface structural support included	30"	72"	29"		\$1119	\$1119	*
	ECH-3084-MMB	work surface structural support included	30"	84"	29"	✓	\$1169	\$1169	*



30" Deep Meeting Table w/ Echo base, locking casters & marker board surface	ECHC-3060-MMB	work surface structural support included	30"	60"	29"		\$1063	\$1063	*
	ECHC-3072-MMB	work surface structural support included	30"	72"	29"		\$1142	\$1142	*
	ECHC-3084-MMB	work surface structural support included	30"	84"	29"	✓	\$1192	\$1192	*



DESCRIPTION	ITEM #	NOTE	D	W	H	PRICE	LEAD TIME*
Personal Marker Board (item sold separately)	MB2318	Marker board trim offered in Gray (8M) Magnets may be used with marker boards	1"	23"	18"	\$135	S



to order

1. Item Number
2. Paint Finish
3. Edge Finish

example

ECH-3060-MMB - 5055 - 4072

ITEM NUMBER PAINT FINISH EDGE FINISH

please separate each item with a dash

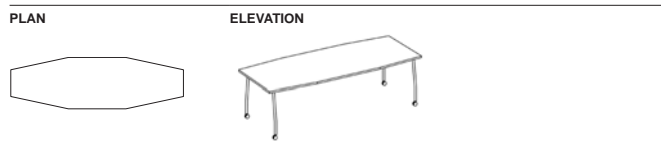
paint finish options

MODEL	DESCRIPTION	LEAD TIME
5055	Platinum	Standard 4-6 weeks
	All other standard paint	Extended 10-12 weeks, min. qty. of 25 pieces

base options

MODEL	DESCRIPTION	PRICE
BODH	Side Hook & Side Docking Grommet (offered in Platinum (5055))	\$90

design note – for 84" long work surface





84" length Echo meeting tables are designed w/ 3 contours on each side to accommodate 6 people

* Lead time based on paint finishes noted above | S – Standard Lead Time 4-6 weeks

Echo Series

easel & marker boards

DESCRIPTION	ITEM #	NOTE	D	W	H	PRICE	LEAD TIME*
2-Sided Easel w/ casters 	MB-EASEL	Unit holds 16 marker boards (8 per side)	24"	36"	58½"	\$1470	*
		Unit holds 10 additional marker boards in center storage					
		Easel height w/ marker boards is 69½"					
		Distance from floor to bottom rail is 20"					
		Distance from floor to top rail is 47"					
Personal Marker Board (item sold separately) 	MB2318	Marker board trim offered in Gray (8M)	1"	23"	18"	\$135	S
		Magnets may be used with marker boards					

to order

1. Item Number
2. Paint Finish (for easel only)

example

MB-EASEL - 5055

ITEM NUMBER PAINT FINISH

please separate each item with a dash

paint finish options

MODEL	DESCRIPTION	LEAD TIME
5055	Platinum	Standard 4-6 weeks
	All other standard paints	Extended 10-12 weeks, min. qty. of 25 pieces

* Lead time based on paint finishes noted above | S – Standard Lead Time 4-6 weeks

Z2 Series

introduction - training tables



General

The Z2 Series is a close cousin to the popular Zeal Series, but offers an alternative to the unique understructure found within the Zeal Series. The Z2 has been designed to mirror all of the aesthetic features of its cousin, maintain the, 3" diameter steel leg along with the beautifully designed caters, glides and height adjust-able leg options, while removing the extensive understructure to provide a solution for standard table application.

The Z2 Series is the perfect companion to the Zeal Series allowing clients to outfit entire projects with coordinating products tailor-made for the applications at hand.

Specifications

Z2 Series tables are 29" H. Worksurfaces are laminate wood core tops at 1 3/16" thick and are available with a self edge, 3mm, T-mold, and with wood edges.

Electrical Options





Z2 Series tables offer an extensive collection of electrical options including power/data modules, grommets, and vertical/horizontal wire management.

Installation

Correct installation should include proper leveling.

Z2 Series

24" deep training tables

DESCRIPTION	ITEM #	D	W	H	SELF EDGE	T-MOLD EDGE	3MM EDGE	WOOD EDGE	LEAD TIME*
24" Deep Training Table w/ Z2 base & glides 	AZ-2436	24"	36"	29"	\$598	\$578	\$578	\$743	E
	AZ-2442	24"	42"	29"	\$615	\$594	\$594	\$759	E
	AZ-2448	24"	48"	29"	\$644	\$619	\$619	\$784	E
	AZ-2454	24"	54"	29"	\$660	\$635	\$635	\$800	E
	AZ-2460	24"	60"	29"	\$685	\$660	\$660	\$825	E
	AZ-2466	24"	66"	29"	\$726	\$701	\$701	\$866	E
	AZ-2472	24"	72"	29"	\$792	\$759	\$759	\$924	E
24" Deep Training Table w/ Z2 base & casters 	AZC-2436	24"	36"	29"	\$714	\$681	\$681	\$846	E
	AZC-2442	24"	42"	29"	\$722	\$697	\$697	\$862	E
	AZC-2448	24"	48"	29"	\$747	\$722	\$722	\$887	E
	AZC-2454	24"	54"	29"	\$763	\$738	\$738	\$903	E
	AZC-2460	24"	60"	29"	\$788	\$763	\$763	\$928	E
	AZC-2466	24"	66"	29"	\$825	\$804	\$804	\$969	E
	AZC-2472	24"	72"	29"	\$891	\$862	\$862	\$1027	E
24" Deep Training Table w/ adjustable Z2 base 	AZADJ-2436	24"	36"	29"-35"	\$747	\$714	\$714	\$879	E
	AZADJ-2442	24"	42"	29"-35"	\$755	\$730	\$730	\$895	E
	AZADJ-2448	24"	48"	29"-35"	\$780	\$755	\$755	\$920	E
	AZADJ-2454	24"	54"	29"-35"	\$796	\$771	\$771	\$936	E
	AZADJ-2460	24"	60"	29"-35"	\$821	\$796	\$796	\$961	E
	AZADJ-2466	24"	66"	29"-35"	\$858	\$837	\$837	\$1002	E
	AZADJ-2472	24"	72"	29"-35"	\$924	\$895	\$895	\$1060	E
24" Deep Training Table w/ Z2 base (1 side) & casters (1 side) 	AZWB-2436	24"	36"	29"	\$738	\$705	\$705	\$870	E
	AZWB-2442	24"	42"	29"	\$747	\$722	\$722	\$887	E
	AZWB-2448	24"	48"	29"	\$771	\$747	\$747	\$912	E
	AZWB-2454	24"	54"	29"	\$788	\$763	\$763	\$928	E
	AZWB-2460	24"	60"	29"	\$813	\$788	\$788	\$953	E
	AZWB-2466	24"	66"	29"	\$850	\$829	\$829	\$994	E
	AZWB-2472	24"	72"	29"	\$916	\$887	\$887	\$1052	E

- to order**
1. Item Number
 2. Paint Finish
 3. Laminate
 4. Edge Finish
 5. Options

example AZ-2436 - 5503 - HS - 4072 -
 ITEM NUMBER PAINT FINISH LAMINATE EDGE FINISH OPTIONS
please separate each item with a dash

base options

MODEL	DESCRIPTION	PRICE
BO36	36" Modesty Panel, designed for a 54" table	\$130
BO48	48" Modesty Panel, designed for a 66" table	\$140

(Modesty panels are designed to hang centered in line with the Z2 legs, this hanging position will create a desired standoff between the leg and modesty panel)

power & data options

MODEL	DESCRIPTION	PRICE
POPM	Plastic Power Module (2) power (2) data jacks, centered on work surface, approach side	\$300
POAM	Aluminum Power Module (2) power (2) data jacks, centered on work surface, approach side	\$480





wire management options

MODEL	DESCRIPTION	PRICE
WO1G	(1) Grommet, centered on work surface, approach side	\$50
WO2G	(2) Grommets, (1) in each work surface corner, approach side	\$110
WO36	36" Wire Manager, Field Trimmable	\$115
WO48	48" Wire Manager, Field Trimmable	\$125
WO60	60" Wire Manager, Field Trimmable	\$140
WO72	72" Wire Manager, Field Trimmable	\$150
WOCS	Cable Spine	\$375

* S – Standard Lead Time 4-6 weeks | E – Extended Lead Time 10-12 weeks | Lead times subject to change without notice

Z2 Series

30" deep training tables

DESCRIPTION	ITEM #	D	W	H	SELF EDGE	T-MOLD EDGE	3MM EDGE	WOOD EDGE	LEAD TIME*
30" Deep Training Table w/ Z2 base & glides 	AZ-3036	30"	36"	29"	\$639	\$619	\$619	\$784	E
	AZ-3042	30"	42"	29"	\$656	\$635	\$635	\$800	E
	AZ-3048	30"	48"	29"	\$685	\$660	\$660	\$825	E
	AZ-3054	30"	54"	29"	\$701	\$677	\$677	\$842	E
	AZ-3060	30"	60"	29"	\$726	\$701	\$701	\$866	E
	AZ-3066	30"	66"	29"	\$767	\$743	\$743	\$908	E
	AZ-3072	30"	72"	29"	\$833	\$800	\$800	\$965	E
30" Deep Training Table w/ Z2 base & casters 	AZC-3036	30"	36"	29"	\$755	\$722	\$722	\$887	E
	AZC-3042	30"	42"	29"	\$763	\$738	\$738	\$903	E
	AZC-3048	30"	48"	29"	\$788	\$763	\$763	\$928	E
	AZC-3054	30"	54"	29"	\$804	\$780	\$780	\$945	E
	AZC-3060	30"	60"	29"	\$829	\$804	\$804	\$969	E
	AZC-3066	30"	66"	29"	\$866	\$846	\$846	\$1011	E
	AZC-3072	30"	72"	29"	\$932	\$903	\$903	\$1068	E
30" Deep Training Table w/ adjustable Z2 base 	AZADJ-3036	30"	36"	29"-35"	\$788	\$755	\$755	\$920	E
	AZADJ-3042	30"	42"	29"-35"	\$796	\$771	\$771	\$936	E
	AZADJ-3048	30"	48"	29"-35"	\$821	\$796	\$796	\$961	E
	AZADJ-3054	30"	54"	29"-35"	\$837	\$813	\$813	\$978	E
	AZADJ-3060	30"	60"	29"-35"	\$862	\$837	\$837	\$1002	E
	AZADJ-3066	30"	66"	29"-35"	\$899	\$879	\$879	\$1044	E
	AZADJ-3072	30"	72"	29"-35"	\$965	\$936	\$936	\$1101	E
30" Deep Training Table w/ Z2 base (1 side) & casters (1 side) 	AZWB-3036	30"	36"	29"	\$780	\$747	\$747	\$912	E
	AZWB-3042	30"	42"	29"	\$788	\$763	\$763	\$928	E
	AZWB-3048	30"	48"	29"	\$813	\$788	\$788	\$953	E
	AZWB-3054	30"	54"	29"	\$829	\$804	\$804	\$969	E
	AZWB-3060	30"	60"	29"	\$854	\$829	\$829	\$994	E
	AZWB-3066	30"	66"	29"	\$891	\$870	\$870	\$1035	E
	AZWB-3072	30"	72"	29"	\$957	\$928	\$928	\$1093	E

- to order
1. Item Number
 2. Paint Finish
 3. Laminate
 4. Edge Finish
 5. Options

example **AZ-3036 - 5503 - HS - 4072 -**
 ITEM NUMBER PAINT FINISH LAMINATE EDGE FINISH OPTIONS
please separate each item with a dash

base options

MODEL	DESCRIPTION	PRICE
BO36	36" Modesty Panel, designed for a 54" table	\$130
BO48	48" Modesty Panel, designed for a 66" table	\$140

(Modesty panels are designed to hang centered in line with the Z2 legs, this hanging position will create a desired standoff between the leg and modesty panel)

power & data options

MODEL	DESCRIPTION	PRICE
POPM	Plastic Power Module (2) power (2) data jacks, centered on work surface, approach side	\$300
POAM	Aluminum Power Module (2) power (2) data jacks, centered on work surface, approach side	\$480





wire management options

MODEL	DESCRIPTION	PRICE
WO1G	(1) Grommet, centered on work surface, approach side	\$50
WO2G	(2) Grommets, (1) in each work surface corner, approach side	\$110
WO36	36" Wire Manager, Field Trimmable	\$115
WO48	48" Wire Manager, Field Trimmable	\$125
WO60	60" Wire Manager, Field Trimmable	\$140
WO72	72" Wire Manager, Field Trimmable	\$150
WOCS	Cable Spine	\$375

* S – Standard Lead Time 4-6 weeks | E – Extended Lead Time 10-12 weeks | Lead times subject to change without notice

Z2 Series

36" deep training tables

DESCRIPTION	ITEM #	D	W	H	SELF EDGE	T-MOLD EDGE	3MM EDGE	WOOD EDGE	LEAD TIME*
36" Deep Training Table w/ Z2 base & glides 	AZ-3642	36"	42"	29"	\$681	\$660	\$660	\$825	E
	AZ-3648	36"	48"	29"	\$697	\$677	\$677	\$842	E
	AZ-3654	36"	54"	29"	\$726	\$701	\$701	\$866	E
	AZ-3660	36"	60"	29"	\$743	\$718	\$718	\$883	E
	AZ-3666	36"	66"	29"	\$767	\$743	\$743	\$908	E
	AZ-3672	36"	72"	29"	\$809	\$784	\$784	\$949	E
36" Deep Training Table w/ Z2 base & casters 	AZC-3642	36"	42"	29"	\$796	\$768	\$768	\$928	E
	AZC-3648	36"	48"	29"	\$804	\$780	\$780	\$945	E
	AZC-3654	36"	54"	29"	\$829	\$804	\$804	\$969	E
	AZC-3660	36"	60"	29"	\$846	\$821	\$821	\$986	E
	AZC-3666	36"	66"	29"	\$870	\$846	\$846	\$1011	E
	AZC-3672	36"	72"	29"	\$908	\$887	\$887	\$1052	E
36" Deep Training Table w/ adjustable Z2 base 	AZADJ-3642	36"	42"	29"-35"	\$796	\$771	\$771	\$936	E
	AZADJ-3648	36"	48"	29"-35"	\$821	\$796	\$796	\$961	E
	AZADJ-3654	36"	54"	29"-35"	\$837	\$813	\$813	\$978	E
	AZADJ-3660	36"	60"	29"-35"	\$862	\$837	\$837	\$1002	E
	AZADJ-3666	36"	66"	29"-35"	\$899	\$879	\$879	\$1044	E
	AZADJ-3672	36"	72"	29"-35"	\$965	\$936	\$936	\$1101	E
36" Deep Training Table w/ Z2 base (1 side) & casters (1 side) 	AZWB-3642	36"	42"	29"	\$788	\$763	\$763	\$928	E
	AZWB-3648	36"	48"	29"	\$813	\$788	\$788	\$953	E
	AZWB-3654	36"	54"	29"	\$829	\$804	\$804	\$969	E
	AZWB-3660	36"	60"	29"	\$854	\$829	\$829	\$994	E
	AZWB-3666	36"	66"	29"	\$891	\$870	\$870	\$1035	E
	AZWB-3672	36"	72"	29"	\$957	\$928	\$928	\$1093	E

- to order
1. Item Number
 2. Paint Finish
 3. Laminate
 4. Edge Finish
 5. Options

example **AZ-3642 - 5503 - HS - 4072 -**
 ITEM NUMBER PAINT FINISH LAMINATE EDGE FINISH OPTIONS
please separate each item with a dash

base options

MODEL	DESCRIPTION	PRICE
BO36	36" Modesty Panel, designed for a 54" table	\$130
BO48	48" Modesty Panel, designed for a 66" table	\$140

(Modesty panels are designed to hang centered in line with the Z2 legs, this hanging position will create a desired standoff between the leg and modesty panel)

power & data options

MODEL	DESCRIPTION	PRICE
POPM	Plastic Power Module (2) power (2) data jacks, centered on work surface, approach side	\$300
POAM	Aluminum Power Module (2) power (2) data jacks, centered on work surface, approach side	\$480

wire management options

MODEL	DESCRIPTION	PRICE
WO1G	(1) Grommet, centered on work surface, approach side	\$50
WO2G	(2) Grommets, (1) in each work surface corner, approach side	\$110
WO36	36" Wire Manager, Field Trimmable	\$115
WO48	48" Wire Manager, Field Trimmable	\$125
WO60	60" Wire Manager, Field Trimmable	\$140
WO72	72" Wire Manager, Field Trimmable	\$150
WOCS	Cable Spine	\$375

* S – Standard Lead Time 4-6 weeks | E – Extended Lead Time 10-12 weeks | Lead times subject to change without notice

Z2 Series

wedge reconfigurable tables

DESCRIPTION	ITEM #	D	W	H	DESIGN NOTE	SELF EDGE	T-MOLD EDGE	3MM EDGE	SHIP WT.	LEAD TIME*
Wedge Table Left w/ Z2 base & caster	Z2WTZ38L	37 1/4"	188"	29"	✓	\$1125	\$1100	\$1100	149	E



Wedge Table Right
w/ Z2 base & caster

Z2WTZ38R	37 1/4"	188"	29"	✓	\$1125	\$1100	\$1100	149	E
----------	---------	------	-----	---	--------	--------	--------	-----	---



to order

1. Item Number
2. Paint Finish
3. Laminate
4. Edge Finish
5. Options

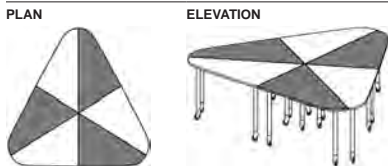
example

Z2WTZ38L - 5503 - HS - 4072 -

ITEM NUMBER PAINT FINISH LAMINATE EDGE FINISH OPTIONS

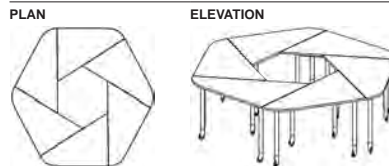
please separate each item with a dash

design note – configuration detail 1



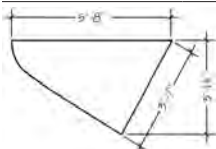
Configuration 1 - contains (3) Left & (3) Right Wedge Tables

design note – configuration detail 2



Configuration 2 - contains (6) Left Wedge Tables

design note – dimensioned details



* S – Standard Lead Time 4-6 weeks | E – Extended Lead Time 10-12 weeks | Lead times subject to change without notice



Zeal Series

The Zeal Series offers a robust table system built around the unique understructure and incredibly strong, high-design leg that can accommodate even the most demanding educational and workspace needs. The Zeal Base is constructed of 3" diameter steel legs with an undersurface frame that offers continuous worksurface support - while tying all four legs together. Available with casters, glides or even height adjustable legs, the Zeal tables system can be paired with a resin surface appropriate for science applications, or with the standard laminate top available with and without a solid wood edge, making Zeal the perfect choice for all high traffic applications.

General

All Zeal Series Tables are 29" H. Worksurfaces are laminate wood core tops at 1 3/16" thick and are available with a self edge, 3mm, T-mold, and with wood edges. Worksurfaces are also available in Wilsonart ChemSurf Laminate and a Science Epoxy Resin on select models.

Electrical Options





Zeal Series Tables offer an extensive collection of electrical options including power/data modules, grommets, and vertical/horizontal wire management.

Installation

Correct installation should include proper leveling.

Zeal Series

conferencing, teaming & multi-purpose

DESCRIPTION	ITEM #	D	W	H	SELF EDGE	T-MOLD EDGE	3MM EDGE	WOOD EDGE	SHIP WT.	LEAD TIME*
 Rectangular Table w/ Zeal base & glides	ASHZ-3060	30"	60"	29"	\$880	\$850	\$850	\$1160	188	E
	ASHZ-3066	30"	66"	29"	\$930	\$900	\$900	\$1220	193	E
	ASHZ-3072	30"	72"	29"	\$1010	\$970	\$970	\$1290	205	E
	ASHZ-3660	36"	60"	29"	\$900	\$870	\$870	\$1190	215	E
	ASHZ-3666	36"	66"	29"	\$930	\$900	\$900	\$1220	228	E
	ASHZ-3672	36"	72"	29"	\$980	\$950	\$950	\$1270	236	E
 Rectangular Table w/ Zeal base & casters	ASHZC-3060	30"	60"	29"	\$1005	\$975	\$975	\$1295	192	E
	ASHZC-3066	30"	66"	29"	\$1050	\$1025	\$1025	\$1350	197	E
	ASHZC-3072	30"	72"	29"	\$1130	\$1095	\$1095	\$1420	209	E
	ASHZC-3660	36"	60"	29"	\$1025	\$995	\$995	\$1320	219	E
	ASHZC-3666	36"	66"	29"	\$1055	\$1025	\$1025	\$1350	232	E
	ASHZC-3672	36"	72"	29"	\$1100	\$1075	\$1075	\$1395	240	E
 Racetrack Table w/ Zeal base & glides	ASHZ-3660RT	36"	60"	29"	\$1655	\$1625	\$1625	\$1950	280	E
	ASHZ-3672RT	36"	72"	29"	\$1700	\$1675	\$1675	\$1990	320	E
	ASHZ-3684RT	36"	84"	29"	\$1750	\$1725	\$1725	\$2050	345	E
 Bowed Table w/ Zeal base & glides	ASHZ-3696BT	36" Ends 42" Middle	96"	29"	\$2080	\$2050	\$2050	\$2400	390	E

- to order
1. Item Number
 2. Paint Finish
 3. Laminate
 4. Edge Finish
 5. Options

example **ASHZ-3060 - 5503 - HS - 4072 -**

ITEM NUMBER PAINT FINISH LAMINATE EDGE FINISH OPTIONS

please separate each item with a dash

wire management options

MODEL	DESCRIPTION	PRICE
WO1G	(1) Grommet, centered on work surface	\$50
WO36	36" Wire Manager, Field Trimmable	\$115
WO48	48" Wire Manager, Field Trimmable	\$125
WO60	60" Wire Manager, Field Trimmable	\$140
WO72	72" Wire Manager, Field Trimmable	\$150
WOCs	Cable Spine	\$375





power & data options

MODEL	DESCRIPTION	PRICE
POPM	Plastic Power Module (2) power (2) data jacks, centered on work surface	\$300
POAM	Aluminum Power Module (2) power (2) data jacks, centered on work surface	\$480

* S – Standard Lead Time 4-6 weeks | E – Extended Lead Time 10-12 weeks | Lead times subject to change without notice

Zeal Series

conferencing, teaming & multi-purpose

DESCRIPTION	ITEM #	D	W	H	SELF EDGE	T-MOLD EDGE	3MM EDGE	WOOD EDGE	SHIP WT.	LEAD TIME*
 Round Table w/ Zeal base & glides	ASHZ-36RD	36"		29"	\$840	\$815	\$815	\$1115	165	E
	ASHZ-42RD	42"		29"	\$880	\$855	\$855	\$1155	172	E
	ASHZ-48RD	48"		29"	\$920	\$895	\$895	\$1195	181	E
 Round Table w/ Zeal base & casters	ASHZC-36RD	36"		29"	\$990	\$965	\$965	\$1265	169	E
	ASHZC-42RD	42"		29"	\$1030	\$1005	\$1005	\$1325	175	E
	ASHZC-48RD	48"		29"	\$1070	\$1045	\$1045	\$1350	184	E
 Square Table w/ Zeal base & glides	ASHZ-3636SQ	36"	36"	29"	\$840	\$815	\$815	\$1120	170	E
	ASHZ-4242SQ	42"	42"	29"	\$880	\$855	\$855	\$1160	177	E
	ASHZ-4848SQ	48"	48"	29"	\$920	\$895	\$895	\$1200	186	E
 Square Table w/ Zeal base & casters	ASHZC-3636SQ	36"	36"	29"	\$990	\$965	\$965	\$1270	174	E
	ASHZC-4242SQ	42"	42"	29"	\$1030	\$1005	\$1005	\$1320	181	E
	ASHZC-4848SQ	48"	48"	29"	\$1070	\$1045	\$1045	\$1360	190	E

to order

1. Item Number
2. Paint Finish
3. Laminate
4. Edge Finish
5. Options

example

ASHZ-36RD - 5503 - HS - 4072 -

ITEM NUMBER PAINT FINISH LAMINATE EDGE FINISH OPTIONS

please separate each item with a dash

wire management options





MODEL	DESCRIPTION	PRICE
WO1G	(1) Grommet, centered on work surface	\$50
WO36	36" Wire Manager, Field Trimmable	\$115
WO48	48" Wire Manager, Field Trimmable	\$125
WO60	60" Wire Manager, Field Trimmable	\$140
WO72	72" Wire Manager, Field Trimmable	\$150
WOCs	Cable Spine	\$375

power & data options

MODEL	DESCRIPTION	PRICE
POPM	Plastic Power Module (2) power (2) data jacks, centered on work surface	\$300
POAM	Aluminum Power Module (2) power (2) data jacks, centered on work surface	\$480

Zeal Series

24" deep training tables

DESCRIPTION	ITEM #	D	W	H	SELF EDGE	T-MOLD EDGE	3MM EDGE	WOOD EDGE	SHIP WT.	LEAD TIME*
 24" Deep Training Table w/ Zeal base & glides	ASZ-2436	24"	36"	29"	\$725	\$700	\$700	\$900	165	E
	ASZ-2442	24"	42"	29"	\$745	\$720	\$720	\$920	173	E
	ASZ-2448	24"	48"	29"	\$780	\$750	\$750	\$950	181	E
	ASZ-2454	24"	54"	29"	\$800	\$770	\$770	\$970	189	E
	ASZ-2460	24"	60"	29"	\$830	\$800	\$800	\$1000	197	E
	ASZ-2466	24"	66"	29"	\$880	\$850	\$850	\$1050	205	E
	ASZ-2472	24"	72"	29"	\$960	\$920	\$920	\$1120	210	E
 24" Deep Training Table w/ Zeal base & casters	ASZC-2436	24"	36"	29"	\$865	\$825	\$825	\$1025	169	E
	ASZC-2442	24"	42"	29"	\$875	\$845	\$845	\$1045	177	E
	ASZC-2448	24"	48"	29"	\$905	\$875	\$875	\$1075	185	E
	ASZC-2454	24"	54"	29"	\$925	\$895	\$895	\$1095	194	E
	ASZC-2460	24"	60"	29"	\$955	\$925	\$925	\$1125	201	E
	ASZC-2466	24"	66"	29"	\$1000	\$975	\$975	\$1175	209	E
	ASZC-2472	24"	72"	29"	\$1080	\$1045	\$1045	\$1245	214	E
 24" Deep Training Table w/ adjustable Zeal base	ASZADJ-2436	24"	36"	29"-35"	\$905	\$865	\$865	\$1065	166	E
	ASZADJ-2442	24"	42"	29"-35"	\$915	\$885	\$885	\$1085	174	E
	ASZADJ-2448	24"	48"	29"-35"	\$945	\$915	\$915	\$1115	182	E
	ASZADJ-2454	24"	54"	29"-35"	\$965	\$935	\$935	\$1135	190	E
	ASZADJ-2460	24"	60"	29"-35"	\$995	\$965	\$965	\$1165	198	E
	ASZADJ-2466	24"	66"	29"-35"	\$1040	\$1015	\$1015	\$1215	206	E
	ASZADJ-2472	24"	72"	29"-35"	\$1120	\$1085	\$1085	\$1285	211	E
 24" Deep Training Table w/ Zeal base (1 side) & casters (1 side)	ASZWB-2436	24"	36"	29"	\$895	\$855	\$855	\$1055	168	E
	ASZWB-2442	24"	42"	29"	\$905	\$875	\$875	\$1075	176	E
	ASZWB-2448	24"	48"	29"	\$935	\$905	\$905	\$1105	184	E
	ASZWB-2454	24"	54"	29"	\$955	\$925	\$925	\$1125	192	E
	ASZWB-2460	24"	60"	29"	\$985	\$955	\$955	\$1155	200	E
	ASZWB-2466	24"	66"	29"	\$1030	\$1005	\$1005	\$1205	208	E
	ASZWB-2472	24"	72"	29"	\$1110	\$1075	\$1075	\$1275	213	E

- to order
1. Item Number
 2. Paint Finish
 3. Laminate
 4. Edge Finish
 5. Options

example **ASZ-2436 - 5503 - HS - 4072 -**
 ITEM NUMBER PAINT FINISH LAMINATE EDGE FINISH OPTIONS
 please separate each item with a dash

base options

MODEL	DESCRIPTION	PRICE
BO36	36" Modesty Panel, designed for a 54" table	\$130
BO48	48" Modesty Panel, designed for a 66" table	\$140

(Modesty panels are designed to hang centered in line with the Zeal legs, this hanging position will create a desired standoff between the leg and modesty panel)

power & data options

MODEL	DESCRIPTION	PRICE
POPM	Plastic Power Module (2) power (2) data jacks, centered on work surface, approach side	\$300
POAM	Aluminum Power Module (2) power (2) data jacks, centered on work surface, approach side	\$480





wire management options

MODEL	DESCRIPTION	PRICE
WO1G	(1) Grommet, centered on work surface, approach side	\$50
WO2G	(2) Grommets, (1) in each work surface corner, approach side	\$110
WO36	36" Wire Manager, Field Trimmable	\$115
WO48	48" Wire Manager, Field Trimmable	\$125
WO60	60" Wire Manager, Field Trimmable	\$140
WO72	72" Wire Manager, Field Trimmable	\$150
WOCS	Cable Spine	\$375

* S – Standard Lead Time 4-6 weeks | E – Extended Lead Time 10-12 weeks | Lead times subject to change without notice

Zeal Series

30" deep training tables

DESCRIPTION	ITEM #	D	W	H	SELF EDGE	T-MOLD EDGE	3MM EDGE	WOOD EDGE	SHIP WT.	LEAD TIME*
 30" Deep Training Table w/ Zeal base & glides	ASZ-3036	30"	36"	29"	\$775	\$750	\$750	\$950	173	E
	ASZ-3042	30"	42"	29"	\$795	\$770	\$770	\$970	181	E
	ASZ-3048	30"	48"	29"	\$830	\$800	\$800	\$1000	189	E
	ASZ-3054	30"	54"	29"	\$850	\$820	\$820	\$1020	197	E
	ASZ-3060	30"	60"	29"	\$880	\$850	\$850	\$1050	213	E
	ASZ-3066	30"	66"	29"	\$930	\$900	\$900	\$1220	218	E
 30" Deep Training Table w/ Zeal base & casters	ASZC-3036	30"	36"	29"	\$915	\$875	\$875	\$1075	177	E
	ASZC-3042	30"	42"	29"	\$925	\$895	\$895	\$1095	185	E
	ASZC-3048	30"	48"	29"	\$955	\$925	\$925	\$1125	193	E
	ASZC-3054	30"	54"	29"	\$975	\$945	\$945	\$1145	200	E
	ASZC-3060	30"	60"	29"	\$1005	\$975	\$975	\$1175	217	E
	ASZC-3066	30"	66"	29"	\$1050	\$1025	\$1025	\$1225	222	E
 30" Deep Training Table w/ adjustable Zeal base	ASZADJ-3036	30"	36"	29"-35"	\$955	\$915	\$915	\$1115	174	E
	ASZADJ-3042	30"	42"	29"-35"	\$965	\$935	\$935	\$1135	182	E
	ASZADJ-3048	30"	48"	29"-35"	\$995	\$965	\$965	\$1165	190	E
	ASZADJ-3054	30"	54"	29"-35"	\$1015	\$985	\$985	\$1185	198	E
	ASZADJ-3060	30"	60"	29"-35"	\$1045	\$1015	\$1015	\$1215	214	E
	ASZADJ-3066	30"	66"	29"-35"	\$1090	\$1065	\$1065	\$1265	219	E
 30" Deep Training Table w/ Zeal base (1 side) & casters (1 side)	ASZWB-3036	30"	36"	29"	\$945	\$905	\$905	\$1105	175	E
	ASZWB-3042	30"	42"	29"	\$955	\$925	\$925	\$1125	183	E
	ASZWB-3048	30"	48"	29"	\$985	\$955	\$955	\$1155	191	E
	ASZWB-3054	30"	54"	29"	\$1005	\$975	\$975	\$1175	198	E
	ASZWB-3060	30"	60"	29"	\$1035	\$1005	\$1005	\$1205	215	E
	ASZWB-3066	30"	66"	29"	\$1080	\$1055	\$1055	\$1255	220	E
ASZWB-3072	30"	72"	29"	\$1160	\$1125	\$1125	\$1325	224	E	

- to order**
1. Item Number
 2. Paint Finish
 3. Laminate
 4. Edge Finish
 5. Options

example ASZ-3036 - 5503 - HS - 4072 -

ITEM NUMBER PAINT FINISH LAMINATE EDGE FINISH OPTIONS

please separate each item with a dash

base options

MODEL	DESCRIPTION	PRICE
BO36	36" Modesty Panel, designed for a 54" table	\$130
BO48	48" Modesty Panel, designed for a 66" table	\$140

(Modesty panels are designed to hang centered in line with the Zeal legs, this hanging position will create a desired standoff between the leg and modesty panel)

power & data options

MODEL	DESCRIPTION	PRICE
POPM	Plastic Power Module (2) power (2) data jacks, centered on work surface, approach side	\$300
POAM	Aluminum Power Module (2) power (2) data jacks, centered on work surface, approach side	\$480

wire management options

MODEL	DESCRIPTION	PRICE
WO1G	(1) Grommet, centered on work surface, approach side	\$50
WO2G	(2) Grommets, (1) in each work surface corner, approach side	\$110
WO36	36" Wire Manager, Field Trimmable	\$115
WO48	48" Wire Manager, Field Trimmable	\$125
WO60	60" Wire Manager, Field Trimmable	\$140
WO72	72" Wire Manager, Field Trimmable	\$150
WOCS	Cable Spine	\$375

* S – Standard Lead Time 4-6 weeks | E – Extended Lead Time 10-12 weeks | Lead times subject to change without notice

Zeal Series

36" deep training tables

DESCRIPTION	ITEM #	D	W	H	SELF EDGE	T-MOLD EDGE	3MM EDGE	WOOD EDGE	SHIP WT.	LEAD TIME*
	ASZ-3642	36"	42"	29"	\$825	\$800	\$800	\$1000	180	E
	ASZ-3648	36"	48"	29"	\$845	\$820	\$820	\$1020	188	E
	ASZ-3654	36"	54"	29"	\$880	\$850	\$850	\$1050	196	E
	ASZ-3660	36"	60"	29"	\$900	\$870	\$870	\$1070	210	E
	ASZ-3666	36"	66"	29"	\$930	\$900	\$900	\$1100	216	E
	ASZ-3672	36"	72"	29"	\$980	\$950	\$950	\$1150	222	E
	ASZC-3642	36"	42"	29"	\$965	\$925	\$925	\$1125	184	E
	ASZC-3648	36"	48"	29"	\$975	\$945	\$945	\$1145	192	E
	ASZC-3654	36"	54"	29"	\$1005	\$975	\$975	\$1175	200	E
	ASZC-3660	36"	60"	29"	\$1025	\$995	\$995	\$1195	214	E
	ASZC-3666	36"	66"	29"	\$1055	\$1025	\$1025	\$1225	220	E
	ASZC-3672	36"	72"	29"	\$1100	\$1075	\$1075	\$1275	226	E
	ASZADJ-3642	36"	42"	29"-35"	\$965	\$935	\$935	\$1135	181	E
	ASZADJ-3648	36"	48"	29"-35"	\$995	\$965	\$965	\$1165	189	E
	ASZADJ-3654	36"	54"	29"-35"	\$1015	\$985	\$985	\$1185	197	E
	ASZADJ-3660	36"	60"	29"-35"	\$1045	\$1015	\$1015	\$1215	211	E
	ASZADJ-3666	36"	66"	29"-35"	\$1090	\$1065	\$1065	\$1265	217	E
	ASZADJ-3672	36"	72"	29"-35"	\$1170	\$1135	\$1135	\$1335	223	E
	ASZWB-3642	36"	42"	29"	\$955	\$925	\$925	\$1125	182	E
	ASZWB-3648	36"	48"	29"	\$985	\$955	\$955	\$1155	190	E
	ASZWB-3654	36"	54"	29"	\$1005	\$975	\$975	\$1175	198	E
	ASZWB-3660	36"	60"	29"	\$1035	\$1005	\$1005	\$1205	212	E
	ASZWB-3666	36"	66"	29"	\$1080	\$1055	\$1055	\$1255	218	E
	ASZWB-3672	36"	72"	29"	\$1160	\$1125	\$1125	\$1325	224	E

- to order
1. Item Number
 2. Paint Finish
 3. Laminate
 4. Edge Finish
 5. Options

example **ASZ-3642 - 5503 - HS - 4072 -**

ITEM NUMBER PAINT FINISH LAMINATE EDGE FINISH OPTIONS

please separate each item with a dash

base options

MODEL	DESCRIPTION	PRICE
BO36	36" Modesty Panel, designed for a 54" table	\$130
BO48	48" Modesty Panel, designed for a 66" table	\$140

(Modesty panels are designed to hang centered in line with the Zeal legs, this hanging position will create a desired standoff between the leg and modesty panel)

power & data options

MODEL	DESCRIPTION	PRICE
POPM	Plastic Power Module (2) power (2) data jacks, centered on work surface, approach side	\$300
POAM	Aluminum Power Module (2) power (2) data jacks, centered on work surface, approach side	\$480





wire management options

MODEL	DESCRIPTION	PRICE
WO1G	(1) Grommet, centered on work surface, approach side	\$50
WO2G	(2) Grommets, (1) in each work surface corner, approach side	\$110
WO36	36" Wire Manager, Field Trimmable	\$115
WO48	48" Wire Manager, Field Trimmable	\$125
WO60	60" Wire Manager, Field Trimmable	\$140
WO72	72" Wire Manager, Field Trimmable	\$150
WOCS	Cable Spine	\$375

* S – Standard Lead Time 4-6 weeks | E – Extended Lead Time 10-12 weeks | Lead times subject to change without notice

Zeal Series

21" deep science tables

DESCRIPTION	ITEM #	D	W	H	SELF EDGE W/ CHEMSURF LAM	T-MOLD W/ CHEMSURF LAM	3MM W/ CHEMSURF LAM	EPOXY	SHIP WT.	LEAD TIME*
21" Deep Science Table w/ Zeal base & glides 	ASHZS-2154	21"	54"	29"	\$920	\$895	\$895	\$1165	185	E
21" Deep Science Table w/ Zeal base & casters 	ASHZSC-2154	21"	54"	29"	\$1045	\$1020	\$1020	\$1290	189	E
21" Deep Science Table w/ adjustable Zeal base 	ASHZSADJ-2154	21"	54"	29"	\$1090	\$1065	\$1065	\$1335	186	E
21" Deep Science Table w/ Zeal base (1 side) & casters (1 side) 	ASHZSWB-2154	21"	54"	29"	\$1080	\$1053	\$1055	\$1325	187	E

to order

1. Item Number
2. Paint Finish
3. Laminate or Epoxy
4. Edge Finish (not applicable if Epoxy Top is specified)

example





ASHZS-2154 - 5503 - HS390 - 4072

ITEM NUMBER PAINT FINISH LAMINATE EDGE FINISH

please separate each item with a dash

Zeal Series

24" deep science tables





DESCRIPTION	ITEM #	D	W	H	SELF EDGE W/ CHEMSURF LAM	T-MOLD W/ CHEMSURF LAM	3MM W/ CHEMSURF LAM	EPOXY	SHIP WT.	LEAD TIME*
24" Deep Science Table w/ Zeal base & glides 	ASHZS-2436	24"	36"	29"	\$875	\$850	\$850	N/A	165	E
	ASHZS-2442	24"	42"	29"	\$895	\$870	\$870	N/A	173	E
	ASHZS-2448	24"	48"	29"	\$925	\$900	\$900	\$1120	181	E
	ASHZS-2454	24"	54"	29"	\$945	\$920	\$920	\$1190	189	E
	ASHZS-2460	24"	60"	29"	\$975	\$950	\$950	\$1270	197	E
	ASHZS-2466	24"	66"	29"	\$1025	\$1000	\$1000	N/A	205	E
	ASHZS-2472	24"	72"	29"	\$1025	\$1000	\$1000	\$1420	210	E
24" Deep Science Table w/ Zeal base & casters 	ASHZSC-2436	24"	36"	29"	\$1000	\$975	\$975	N/A	169	E
	ASHZSC-2442	24"	42"	29"	\$1020	\$995	\$995	N/A	177	E
	ASHZSZ-2448	24"	48"	29"	\$1050	\$1025	\$1025	\$1245	185	E
	ASHZSC-2454	24"	54"	29"	\$1070	\$1045	\$1045	\$1315	194	E
	ASHZSC-2460	24"	60"	29"	\$1100	\$1075	\$1075	\$1395	201	E
	ASHZSC-2466	24"	66"	29"	\$1150	\$1125	\$1125	N/A	209	E
	ASHZSC-2472	24"	72"	29"	\$1220	\$1195	\$1195	\$1615	214	E
24" Deep Science Table w/ adjustable Zeal base 	ASHZSADJ-2436	24"	36"	29"-35"	\$1040	\$1015	\$1015	N/A	166	E
	ASHZSADJ-2442	24"	42"	29"-35"	\$1060	\$1035	\$1035	N/A	174	E
	ASHZSADJ-2448	24"	48"	29"-35"	\$1090	\$1065	\$1065	\$1285	182	E
	ASHZSADJ-2454	24"	54"	29"-35"	\$1110	\$1085	\$1085	\$1355	190	E
	ASHZSADJ-2460	24"	60"	29"-35"	\$1140	\$1115	\$1115	\$1435	198	E
	ASHZSADJ-2466	24"	66"	29"-35"	\$1190	\$1165	\$1165	N/A	206	E
	ASHZSADJ-2472	24"	72"	29"-35"	\$1260	\$1235	\$1235	\$1655	211	E
24" Deep Science Table w/ Zeal base (1 side) & casters (1 side) 	ASHZSWB-2436	24"	36"	29"	\$1030	\$1005	\$1005	N/A	168	E
	ASHZSWB-2442	24"	42"	29"	\$1050	\$1025	\$1025	N/A	176	E
	ASHZSWB-2448	24"	48"	29"	\$1080	\$1055	\$1055	\$1275	184	E
	ASHZSWB-2454	24"	54"	29"	\$1100	\$1075	\$1075	\$1345	192	E
	ASHZSWB-2460	24"	60"	29"	\$1130	\$1105	\$1105	\$1425	200	E
	ASHZSWB-2466	24"	66"	29"	\$1180	\$1155	\$1155	N/A	208	E
	ASHZSWB-2472	24"	72"	29"	\$1250	\$1225	\$1225	\$1645	213	E

- to order
1. Item Number
 2. Paint Finish
 3. Laminate or Epoxy
 4. Edge Finish (not applicable if Epoxy Top is specified)

example **ASHZS-2436 - 5503 - HS390 - 4072**
ITEM NUMBER PAINT FINISH LAMINATE EDGE FINISH
please separate each item with a dash

Zeal Series

30" deep science tables

DESCRIPTION	ITEM #	D	W	H	SELF EDGE W/ CHEMSURF LAM	T-MOLD W/ CHEMSURF LAM	3MM W/ CHEMSURF LAM	EPOXY	SHIP WT.	LEAD TIME*
30" Deep Science Table w/ Zeal base & glides 	ASHZS-3036	30"	36"	29"	\$925	\$900	\$900	N/A	170	E
	ASHZS-3042	30"	42"	29"	\$945	\$920	\$930	N/A	178	E
	ASHZS-3048	30"	48"	29"	\$975	\$950	\$950	\$1170	186	E
	ASHZS-3054	30"	54"	29"	\$995	\$970	\$970	\$1240	194	E
	ASHZS-3060	30"	60"	29"	\$1025	\$1000	\$1000	\$1320	202	E
	ASHZS-3066	30"	66"	29"	\$1075	\$1050	\$1050	N/A	209	E
	ASHZS-3072	30"	72"	29"	\$1145	\$1120	\$1120	\$1540	215	E
30" Deep Science Table w/ Zeal base & casters 	ASHZSC-3036	30"	36"	29"	\$1050	\$1025	\$1025	N/A	174	E
	ASHZSC-3042	30"	42"	29"	\$1070	\$1045	\$1045	N/A	182	E
	ASHZSC-3048	30"	48"	29"	\$1100	\$1075	\$1075	\$1295	190	E
	ASHZSC-3054	30"	54"	29"	\$1120	\$1095	\$1095	\$1365	198	E
	ASHZSC-3060	30"	60"	29"	\$1150	\$1125	\$1125	\$1445	206	E
	ASHZSC-3066	30"	66"	29"	\$1200	\$1175	\$1175	N/A	213	E
	ASHZSC-3072	30"	72"	29"	\$1270	\$1245	\$1245	\$1665	219	E
30" Deep Science Table w/ adjustable Zeal base 	ASHZSADJ-3036	30"	36"	29"-35"	\$1090	\$1065	\$1065	N/A	171	E
	ASHZSADJ-3042	30"	42"	29"-35"	\$1110	\$1085	\$1085	N/A	179	E
	ASHZSADJ-3048	30"	48"	29"-35"	\$1140	\$1115	\$1115	\$1335	186	E
	ASHZSADJ-3054	30"	54"	29"-35"	\$1160	\$1135	\$1135	\$1405	195	E
	ASHZSADJ-3060	30"	60"	29"-35"	\$1190	\$1165	\$1165	\$1485	203	E
	ASHZSADJ-3066	30"	66"	29"-35"	\$1240	\$1215	\$1215	N/A	210	E
	ASHZSADJ-3072	30"	72"	29"-35"	\$1310	\$1285	\$1285	\$1705	216	E
30" Deep Science Table w/ Zeal base (1 side) & casters (1 side) 	ASHZSWB-3036	30"	36"	29"	\$1080	\$1055	\$1055	N/A	172	E
	ASHZSWB-3042	30"	42"	29"	\$1100	\$1075	\$1075	N/A	180	E
	ASHZSWB-3048	30"	48"	29"	\$1130	\$1105	\$1105	\$1325	188	E
	ASHZSWB-3054	30"	54"	29"	\$1150	\$1125	\$1125	\$1395	196	E
	ASHZSWB-3060	30"	60"	29"	\$1180	\$1155	\$1155	\$1475	204	E
	ASHZSWB-3066	30"	66"	29"	\$1230	\$1205	\$1205	N/A	211	E
	ASHZSWB-3072	30"	72"	29"	\$1300	\$1275	\$1275	\$1695	217	E

- to order**
1. Item Number
 2. Paint Finish
 3. Laminate or Epoxy
 4. Edge Finish (not applicable if Epoxy Top is specified)





example ASHZS-3036 - 5503 - HS390 - 4072

ITEM NUMBER PAINT FINISH LAMINATE EDGE FINISH

please separate each item with a dash

Zeal Series

36" deep science tables

DESCRIPTION	ITEM #	D	W	H	SELF EDGE W/ CHEMSURF LAM	T-MOLD W/ CHEMSURF LAM	3MM W/ CHEMSURF LAM	EPOXY	SHIP WT.	LEAD TIME*
36" Deep Science Table w/ Zeal base & glides 	ASHZS-3642	36"	42"	29"	\$975	\$950	\$950	N/A	174	E
	ASHZS-3648	36"	48"	29"	\$995	\$970	\$970	N/A	182	E
	ASHZS-3654	36"	54"	29"	\$1025	\$1000	\$1000	\$1270	190	E
	ASHZS-3660	36"	60"	29"	\$1045	\$1020	\$1020	\$1340	198	E
	ASHZS-3666	36"	66"	29"	\$1075	\$1050	\$1050	N/A	206	E
	ASHZS-3672	36"	72"	29"	\$1125	\$1100	\$1100	\$1520	213	E
36" Deep Science Table w/ Zeal base & casters 	ASHZSC-3642	36"	42"	29"	\$1100	\$1075	\$1075	N/A	178	E
	ASHZSC-3648	36"	48"	29"	\$1120	\$1095	\$1095	N/A	186	E
	ASHZSC-3654	36"	54"	29"	\$1150	\$1125	\$1125	\$1395	194	E
	ASHZSC-3660	36"	60"	29"	\$1170	\$1145	\$1145	\$1465	202	E
	ASHZSC-3666	36"	66"	29"	\$1200	\$1175	\$1175	N/A	210	E
	ASHZSC-3672	36"	72"	29"	\$1250	\$1225	\$1225	\$1645	217	E
36" Deep Science Table w/ adjustable Zeal base 	ASHZSADJ-3642	36"	42"	29"-35"	\$1110	\$1085	\$1085	N/A	175	E
	ASHZSADJ-3648	36"	48"	29"-35"	\$1140	\$1115	\$1115	N/A	183	E
	ASHZSADJ-3654	36"	54"	29"-35"	\$1160	\$1135	\$1135	\$1405	191	E
	ASHZSADJ-3660	36"	60"	29"-35"	\$1190	\$1165	\$1165	\$1485	199	E
	ASHZSADJ-3666	36"	66"	29"-35"	\$1240	\$1215	\$1215	N/A	207	E
	ASHZSADJ-3672	36"	72"	29"-35"	\$1310	\$1285	\$1285	\$1705	214	E
36" Deep Science Table w/ Zeal base (1 side) & casters (1 side) 	ASHZSWB-3642	36"	42"	29"	\$1100	\$1075	\$1075	N/A	176	E
	ASHZSWB-3648	36"	48"	29"	\$1130	\$1105	\$1105	N/A	184	E
	ASHZSWB-3654	36"	54"	29"	\$1150	\$1125	\$1125	\$1395	192	E
	ASHZSWB-3660	36"	60"	29"	\$1180	\$1155	\$1155	\$1475	200	E
	ASHZSWB-3666	36"	66"	29"	\$1230	\$1205	\$1205	N/A	208	E
	ASHZSWB-3672	36"	72"	29"	\$1300	\$1275	\$1275	\$1695	215	E

- to order
1. Item Number
 2. Paint Finish
 3. Laminate or Epoxy
 4. Edge Finish (not applicable if Epoxy Top is specified)

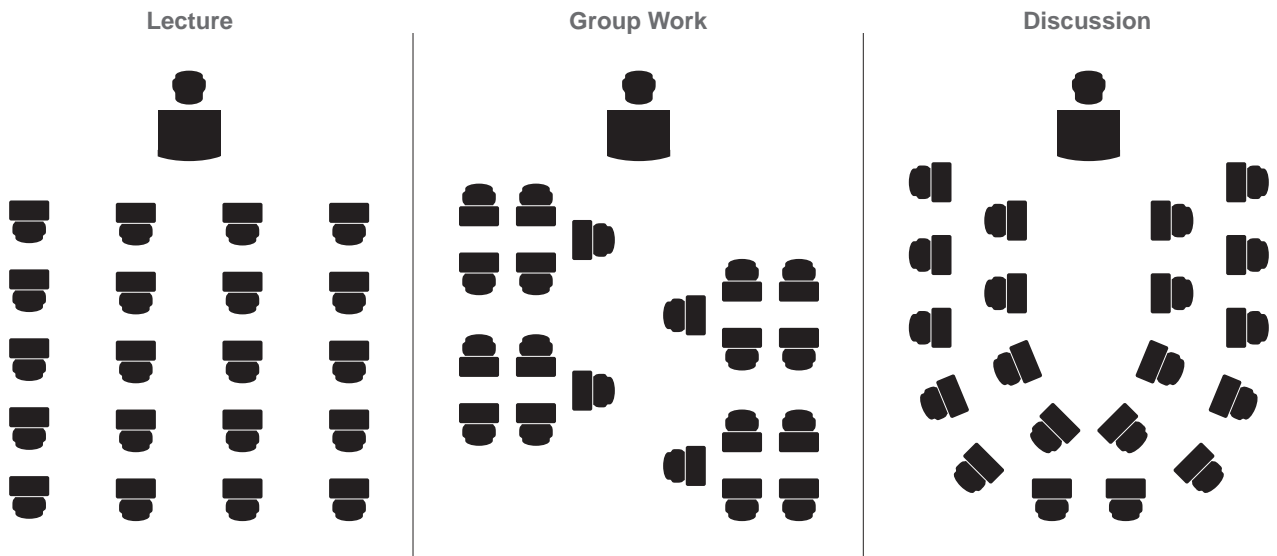
example **ASHZS-3642 - 5503 - HS390 - 4072**
ITEM NUMBER PAINT FINISH LAMINATE EDGE FINISH
please separate each item with a dash



General

Flexible seating solutions complete the Haskell lineup of education products for a clean, consistent look; meet the demands of K–12, higher education and corporate training facilities. Designed for 21st Century Learning, Haskell seating supports dynamic classrooms where the physical environment responds to the curriculum; smoothly transitioning from lectures to collaborative activities and back, becoming a platform for active learning.

More than a chair, Ethos doubles as an active learning platform for twenty-first century pedagogy. An agile quad base plus classic seat shell, Ethos blends flexibility (like 360-degree swiveling capability and an ambidextrous tablet arm) with mobility and personal storage. Haskell's seating design anticipates the needs of today's vibrant classroom, a classroom that transitions seamlessly from **lectures** to **group work** and **discussion** groups.

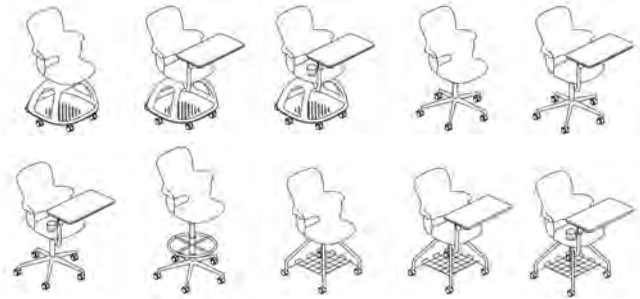


Ethos Series

product specifications

Statement of Line

Chairs and stools are available with molded polypropylene fiberglass reinforced shells. Chairs are available with a quad base, quad base with tablet worksurface, five-star base with pneumatic adjustment, and five-star base with pneumatic adjustment with tablet worksurface. Stools are available with five-star base only.



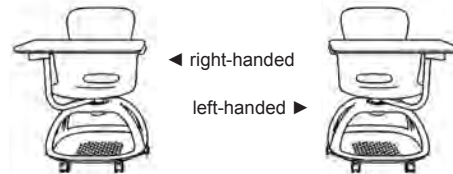
Base

The Quad and Metal base offer generous access and fully utilizes the space under the seat. The space easily accommodates large backpacks and other personal belongings and is comfortable as a footrest. The Quad base comes standard with a two-toned finish. The five-star base is an option when storage is not needed.



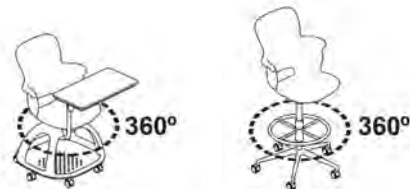
Tablet Worksurface

Tablet worksurface is non handed and can swivel completely right and left to accommodate both right and left handed users. It is 12.5"D x 23.25"W to allow for space for both books and technology.



360° Swivel

360° fixed height swivel mechanism on quad base models allows students to adjust their orientation to focus on the instructor, presentation materials, and other students as needed. 360° adjustable height swivel mechanism is standard on five-star base models.



Pneumatic Five-Star Base

Seat height adjusts pneumatically. To lower, pull lever up while seated. To raise, pull lever up and keep your weight off the chair. Range of adjustability is 5" from 16"H to 21"H, a 3 3/4" range (17 1/4"H to 21"H) is available on chairs with a worksurface. Stools are standard with a 7" range of adjustability (23 1/2"H to 30 1/2"H).



Cup Holder

Cup holder is available as an option on Ethos chairs with tablet worksurfaces.

Shipping & Assembly







The Ethos Series, including the quad, metal and five-star bases, with or without worksurface, ships standard unassembled with the seat shell separated from the base. Assembly by a qualified Haskell dealer and/or installer is recommended. No tools required for assembly.

Testing

Ethos meets or exceeds ANSI/BIFMA testing standards.

Ethos Series

quad base - shell size B

DESCRIPTION	ITEM #	NOTES	D	W	H	PRICE	SHIP WT.	LEAD TIME*
Storage Base, Casters 	ES1C0		24 1/2"	23 1/2"	34 1/2"	\$445	27	*
Storage Base, Casters, Tablet 	ES1C1	tablet support arm offered in Platinum (5055)	31 7/8"	23 1/2"	34 1/2"	\$665	36.5	*
Storage Base, Casters, Tablet w/ Cup Holder 	ES1C2	tablet support arm offered in Platinum (5055)	31 7/8"	23 1/2"	34 1/2"	\$700	36.5	*
Storage Base, Glides 	ES1G0		24 1/2"	23 1/2"	34 1/2"	\$470	27	*
Storage Base, Glides, Tablet 	ES1G1	tablet support arm offered in Platinum (5055)	31 7/8"	23 1/2"	34 1/2"	\$689	36.5	*
Storage Base, Glides, Tablet w/ Cup Holder 	ES1G2	tablet support arm offered in Platinum (5055)	31 7/8"	23 1/2"	34 1/2"	\$723	36.5	*

to order

1. Item Number
2. Shell Finish
3. Base Finish
4. Tablet Finish (where applicable)
5. Caster Option (where applicable)

example

ES1C1 - 8C - 8L/8M - 8L - SW
ITEM NUMBER SHELL FINISH BASE FINISH TABLET FINISH CASTER OPTION

please separate each item with a dash

shell finish options

CODE	DESCRIPTION	LEAD TIME
8B	Red	Standard 4-6 weeks
8E	Green Apple	Standard 4-6 weeks
8J	Navy	Standard 4-6 weeks
8F	Orange	Standard 4-6 weeks
8L	Storm	Standard 4-6 weeks
8I	Purple	Extended 10-12 weeks, min. qty. of 100 pieces
8K	Spruce	Extended 10-12 weeks, min. qty. of 100 pieces
8D	Sky	Extended 10-12 weeks, min. qty. of 100 pieces
8C	Yellow	Extended 10-12 weeks, min. qty. of 100 pieces
8A	Black	Extended 10-12 weeks, min. qty. of 100 pieces
8G	White	Extended 10-12 weeks, min. qty. of 100 pieces
8M	Gray	Extended 10-12 weeks, min. qty. of 100 pieces
8H	Desert	Extended 10-12 weeks, min. qty. of 100 pieces

two-toned base finish

CODE	DESCRIPTION	LEAD TIME
8L/8M	Storm Base / Gray Pan	Standard 4-6 weeks

tablet finish

CODE	DESCRIPTION	LEAD TIME
8M	Gray	Standard 4-6 weeks







caster options

CODE	DESCRIPTION	PRICE
SW	Soft Wheel Casters (intended for hard surfaces)	\$25
HW	Hard Wheel Casters (intended for carpeted surfaces)	\$0

* Lead Time based on shell finishes noted above

Ethos Series

five-star base - shell size B

DESCRIPTION	ITEM #	NOTES	D	W	H	PRICE	SHIP WT.	LEAD TIME*
Five-star Base, Casters 	ES2C0	pneumatic range 16" – 21"	23 3/4"	23 3/4"	32 1/2" - 37 1/2"	\$403	33	*
Five-star Base, Casters, Tablet 	ES2C1	pneumatic range 17 1/4" – 21" tablet support arm offered in Platinum (5055)	31 7/8"	23 3/4"	32 1/2" - 37 1/2"	\$640	42.5	*
Five-star Base, Casters, Tablet w/ Cup Holder 	ES2C2	pneumatic range 17 1/4" – 21" tablet support arm offered in Platinum (5055)	31 7/8"	23 3/4"	32 1/2" - 37 1/2"	\$679	42.5	*
Five-star Base, Glides 	ES2G0	pneumatic range 16" – 21"	23 3/4"	23 3/4"	32 1/2" - 37 1/2"	\$425	33	*
Five-star Base, Glides, Tablet 	ES2G1	pneumatic range 17 1/4" – 21" tablet support arm offered in Platinum (5055)	31 7/8"	23 3/4"	32 1/2" - 37 1/2"	\$670	42.5	*
Five-star Base, Glides, Tablet w/ Cup Holder 	ES2G2	pneumatic range 17 1/4" – 21" tablet support arm offered in Platinum (5055)	31 7/8"	23 3/4"	32 1/2" - 37 1/2"	\$705	42.5	*

- to order
1. Item Number
 2. Shell Finish
 3. Base Finish
 4. Tablet Finish (where applicable)
 5. Caster Option (where applicable)

example ES2C1 - 8C - 8A - 8L - SW
ITEM NUMBER SHELL FINISH BASE FINISH TABLET FINISH CASTER OPTION
please separate each item with a dash

shell finish options

CODE	DESCRIPTION	LEAD TIME
8B	Red	Standard 4-6 weeks
8E	Green Apple	Standard 4-6 weeks
8J	Navy	Standard 4-6 weeks
8F	Orange	Standard 4-6 weeks
8L	Storm	Standard 4-6 weeks
8I	Purple	Extended 10-12 weeks, min. qty. of 100 pieces
8K	Spruce	Extended 10-12 weeks, min. qty. of 100 pieces
8D	Sky	Extended 10-12 weeks, min. qty. of 100 pieces
8C	Yellow	Extended 10-12 weeks, min. qty. of 100 pieces
8A	Black	Extended 10-12 weeks, min. qty. of 100 pieces
8G	White	Extended 10-12 weeks, min. qty. of 100 pieces
8M	Gray	Extended 10-12 weeks, min. qty. of 100 pieces
8H	Desert	Extended 10-12 weeks, min. qty. of 100 pieces

base finish

CODE	DESCRIPTION	LEAD TIME
8A	Black	Standard 4-6 weeks

tablet finish

CODE	DESCRIPTION	LEAD TIME
8M	Gray	Standard 4-6 weeks



caster options

CODE	DESCRIPTION	PRICE
SW	Soft Wheel Casters (intended for hard surfaces)	\$25
HW	Hard Wheel Casters (intended for carpeted surfaces)	\$0

* Lead Time based on shell finishes noted above

Ethos Series

stool height - shell size B

DESCRIPTION	ITEM #	NOTES	D	W	H	PRICE	SHIP WT.	LEAD TIME*
Stool Height, Casters 	ES4C0	pneumatic range 23.5" – 30.5" footring offered in Black (8A)	22 ¾"	23 ¾"	40" - 47"	\$592	38	*
Stool Height, Glides 	ES4G0	pneumatic range 23.5" – 30.5" footring offered in Black (8A)	22 ¾"	23 ¾"	40" - 47"	\$613	38	*

to order

1. Item Number
2. Shell Finish
3. Base Finish
4. Caster Option (where applicable)

example

ES4C0 - 8C - 8A - SW
ITEM NUMBER SHELL FINISH BASE FINISH CASTER OPTION

please separate each item with a dash

shell finish options

CODE	DESCRIPTION	LEAD TIME
8B	Red	Standard 4-6 weeks
8E	Green Apple	Standard 4-6 weeks
8J	Navy	Standard 4-6 weeks
8F	Orange	Standard 4-6 weeks
8L	Storm	Standard 4-6 weeks
8I	Purple	Extended 10-12 weeks, min. qty. of 100 pieces
8K	Spruce	Extended 10-12 weeks, min. qty. of 100 pieces
8D	Sky	Extended 10-12 weeks, min. qty. of 100 pieces
8C	Yellow	Extended 10-12 weeks, min. qty. of 100 pieces
8A	Black	Extended 10-12 weeks, min. qty. of 100 pieces
8G	White	Extended 10-12 weeks, min. qty. of 100 pieces
8M	Gray	Extended 10-12 weeks, min. qty. of 100 pieces
8H	Desert	Extended 10-12 weeks, min. qty. of 100 pieces

base finish

CODE	DESCRIPTION	LEAD TIME
8A	Black	Standard 4-6 weeks







caster options

CODE	DESCRIPTION	PRICE
SW	Soft Wheel Casters (intended for hard surfaces)	\$25
HW	Hard Wheel Casters (intended for carpeted surfaces)	\$0

* Lead Time based on shell finishes noted above

Ethos Series

18" metal base - shell size B

DESCRIPTION	ITEM #	NOTES	D	W	H	PRICE	SHIP WT.	LEAD TIME*
Metal Storage Base, Casters 	ES6C0		24"	24"	34 1/2"	\$438	31	*
Metal Storage Base, Casters, Tablet 	ES6C1	tablet support arm offered in Platinum (5055)	31 7/8"	24"	34 1/2"	\$598	41	*
Metal Storage Base, Casters, Tablet w/ Cup Holder 	ES6C2	tablet support arm offered in Platinum (5055)	31 7/8"	24"	34 1/2"	\$633	41	*
Metal Storage Base, Glides 	ES6G0		24"	24"	34 1/2"	\$458	31	*
Metal Storage Base, Glides, Tablet 	ES6G1	tablet support arm offered in Platinum (5055)	31 7/8"	24"	34 1/2"	\$618	41	*
Metal Storage Base, Glides, Tablet w/ Cup Holder 	ES6G2	tablet support arm offered in Platinum (5055)	31 7/8"	24"	34 1/2"	\$653	41	*

- to order
1. Item Number
 2. Shell Finish
 3. Base Finish
 4. Tablet Finish (where applicable)
 5. Caster Option (where applicable)

example **ES6C0 - 8C - 5055 - 8L - SW**
 ITEM NUMBER SHELL FINISH BASE FINISH TABLET FINISH CASTER OPTION
please separate each item with a dash

shell finish options

CODE	DESCRIPTION	LEAD TIME
8B	Red	Extended 10-12 weeks, min. qty. of 100 pieces
8E	Green Apple	Extended 10-12 weeks, min. qty. of 100 pieces
8J	Navy	Extended 10-12 weeks, min. qty. of 100 pieces
8F	Orange	Extended 10-12 weeks, min. qty. of 100 pieces
8I	Purple	Extended 10-12 weeks, min. qty. of 100 pieces
8K	Spruce	Extended 10-12 weeks, min. qty. of 100 pieces
8D	Sky	Extended 10-12 weeks, min. qty. of 100 pieces
8L	Storm	Extended 10-12 weeks, min. qty. of 100 pieces
8C	Yellow	Extended 10-12 weeks, min. qty. of 100 pieces
8A	Black	Extended 10-12 weeks, min. qty. of 100 pieces
8G	White	Extended 10-12 weeks, min. qty. of 100 pieces
8M	Gray	Extended 10-12 weeks, min. qty. of 100 pieces
8H	Desert	Extended 10-12 weeks, min. qty. of 100 pieces

base finish

CODE	DESCRIPTION	LEAD TIME
5055	Platinum	Extended 10-12 weeks

tablet finish

CODE	DESCRIPTION	LEAD TIME
8M	Gray	Standard 4-6 weeks







caster options

CODE	DESCRIPTION	PRICE
SW	Soft Wheel Casters (intended for hard surfaces)	\$25
HW	Hard Wheel Casters (intended for carpeted surfaces)	\$0

* Lead Time based on shell finishes noted above

Ethos Series

16" metal base - shell size A

DESCRIPTION	ITEM #	NOTES	D	W	H	PRICE	SHIP WT.	LEAD TIME*
Metal Storage Base, Casters 	ES9C0		23 1/8"	23 1/8"	32"	\$438	29	*
Metal Storage Base, Casters, Tablet 	ES9C1	tablet support arm offered in Platinum (5055)	31 7/8"	23 1/8"	32"	\$598	39	*
Metal Storage Base, Casters, Tablet w/ Cup Holder 	ES9C2	tablet support arm offered in Platinum (5055)	31 7/8"	23 1/8"	32"	\$633	39	*
Metal Storage Base, Glides 	ES9G0		23 1/8"	23 1/8"	32"	\$458	29	*
Metal Storage Base, Glides, Tablet 	ES9G1	tablet support arm offered in Platinum (5055)	31 7/8"	23 1/8"	32"	\$618	39	*
Metal Storage Base, Glides, Tablet w/ Cup Holder 	ES9G2	tablet support arm offered in Platinum (5055)	31 7/8"	23 1/8"	32"	\$653	39	*

to order

1. Item Number
2. Shell Finish
3. Base Finish
4. Tablet Finish (where applicable)
5. Caster Option (where applicable)

example

ES9C0 - 8C - 5055 - 8L - SW
ITEM NUMBER SHELL FINISH BASE FINISH TABLET FINISH CASTER OPTION

please separate each item with a dash

shell finish options

CODE	DESCRIPTION	LEAD TIME
8B	Red	Extended 10-12 weeks, min. qty. of 100 pieces
8E	Green Apple	Extended 10-12 weeks, min. qty. of 100 pieces
8J	Navy	Extended 10-12 weeks, min. qty. of 100 pieces
8F	Orange	Extended 10-12 weeks, min. qty. of 100 pieces
8I	Purple	Extended 10-12 weeks, min. qty. of 100 pieces
8K	Spruce	Extended 10-12 weeks, min. qty. of 100 pieces
8D	Sky	Extended 10-12 weeks, min. qty. of 100 pieces
8L	Storm	Extended 10-12 weeks, min. qty. of 100 pieces
8C	Yellow	Extended 10-12 weeks, min. qty. of 100 pieces
8A	Black	Extended 10-12 weeks, min. qty. of 100 pieces
8G	White	Extended 10-12 weeks, min. qty. of 100 pieces
8M	Gray	Extended 10-12 weeks, min. qty. of 100 pieces
8H	Desert	Extended 10-12 weeks, min. qty. of 100 pieces

base finish

CODE	DESCRIPTION	LEAD TIME
5055	Platinum	Extended 10-12 weeks

tablet finish

CODE	DESCRIPTION	LEAD TIME
8M	Gray	Standard 4-6 weeks







caster options

CODE	DESCRIPTION	PRICE
SW	Soft Wheel Casters (intended for hard surfaces)	\$25
HW	Hard Wheel Casters (intended for carpeted surfaces)	\$0

* Lead Time based on shell finishes noted above

Ethos Series

14" metal base - shell size A

DESCRIPTION	ITEM #	NOTES	D	W	H	PRICE	SHIP WT.	LEAD TIME*
Metal Storage Base, Casters 	ES12C0		23"	23"	30"	\$438	29	*
Metal Storage Base, Casters, Tablet 	ES12C1	tablet support arm offered in Platinum (5055)	31 7/8"	23"	30"	\$598	39	*
Metal Storage Base, Casters, Tablet w/ Cup Holder 	ES12C2	tablet support arm offered in Platinum (5055)	31 7/8"	23"	30"	\$633	39	*
Metal Storage Base, Glides 	ES12G0		23"	23"	30"	\$458	29	*
Metal Storage Base, Glides, Tablet 	ES12G1	tablet support arm offered in Platinum (5055)	31 7/8"	23"	30"	\$618	39	*
Metal Storage Base, Glides, Tablet w/ Cup Holder 	ES12G2	tablet support arm offered in Platinum (5055)	31 7/8"	23"	30"	\$653	39	*

- to order
1. Item Number
 2. Shell Finish
 3. Base Finish
 4. Tablet Finish (where applicable)
 5. Caster Option (where applicable)

example **ES12C0 - 8C - 5055 - 8L - SW**
 ITEM NUMBER SHELL FINISH BASE FINISH TABLET FINISH CASTER OPTION
please separate each item with a dash

shell finish options

CODE	DESCRIPTION	LEAD TIME
8B	Red	Extended 10-12 weeks, min. qty. of 100 pieces
8E	Green Apple	Extended 10-12 weeks, min. qty. of 100 pieces
8J	Navy	Extended 10-12 weeks, min. qty. of 100 pieces
8F	Orange	Extended 10-12 weeks, min. qty. of 100 pieces
8I	Purple	Extended 10-12 weeks, min. qty. of 100 pieces
8K	Spruce	Extended 10-12 weeks, min. qty. of 100 pieces
8D	Sky	Extended 10-12 weeks, min. qty. of 100 pieces
8L	Storm	Extended 10-12 weeks, min. qty. of 100 pieces
8C	Yellow	Extended 10-12 weeks, min. qty. of 100 pieces
8A	Black	Extended 10-12 weeks, min. qty. of 100 pieces
8G	White	Extended 10-12 weeks, min. qty. of 100 pieces
8M	Gray	Extended 10-12 weeks, min. qty. of 100 pieces
8H	Desert	Extended 10-12 weeks, min. qty. of 100 pieces

base finish

CODE	DESCRIPTION	LEAD TIME
5055	Platinum	Extended 10-12 weeks

tablet finish

CODE	DESCRIPTION	LEAD TIME
8M	Gray	Standard 4-6 weeks

caster options

CODE	DESCRIPTION	PRICE
SW	Soft Wheel Casters (intended for hard surfaces)	\$25
HW	Hard Wheel Casters (intended for carpeted surfaces)	\$0

* Lead Time based on shell finishes noted above



General

Haskell's Marathon Series is proud to be U.S. Made in Grand Rapids, Michigan.

Our seating is designed with today's workplace in mind. Superior craftsmanship, outstanding comfort, and produced with the use of recycled materials for sustainability. Our chairs our constant but the people who use them come in all shapes and sizes, that's why our task seating comes with the following features:

- Fully height adjustable one touch pneumatic height adjustment
- Comfortable waterfall seat construction with contoured foam for all day use
- Adjustable lumbar support which allows the lumbar to hit just the right spot
- Adjustable seat depth to fit any size individual
- Durable easy care fabrics that breath so your body breaths as well
- Marathon chairs swivel 360 degrees
- Durable scuff resistant 5 star base with with dual hard wheel casters for strength and mobility
- Synchro Tilt Hardware with back lock and tension adjustable settings
- 24/7 Intensive use chair comes with 3.5" of high density foam for comfort and durability
- Your choice of arms: Vertically adjustable arms with urethane arm pads for comfort and durability or Urethane Fixed Arms when adjustability is not needed

When you are making your seating choice you can sit assured that the Marathon Series will provide you with the features that will give you hours of productivity and comfort in the workplace.

Haskell Environmental Statement

Haskell has provided federal agencies, schools and the contract furniture markets, with furniture that is known for its extra long life cycle. Our furniture is constructed from steel, the most widely recycled material in North America. These products are a key value for Haskell in serving the community, including acting responsibly. In this vein, Haskell has demonstrated an exceptional commitment to Environmental improvement. Haskell has always taken the common sense approach in designing both quality and durability into its products.



Marathon Series

introduction - seating

Steel

Haskell's primary material is steel. Steel is the most recycled post consumer material used in North America. More steel is recycled than all other metals, paper, glass and plastic combined. The use of recycled steel does not degrade any performance characteristics of steel.

Powder Coating

Haskell's products are designed around the newest steel coating technology. All steel parts and products are coated with powder that is cured in an oven. This offers superior durability and performance while eliminating waste and pollutants. Powder coating is in the enviable position of completely eliminating ozone layer eroding VOC (Volatile Organic Compounds).

Adhesives

In keeping with our powder coating that helps eliminate harmful VOC's. Haskell's Marathon seating incorporates the use of virtually VOC free adhesives when producing our seating product. We follow the stringent Ansi/Bifma M7.1 guidelines set for VOC adhesives. Every step in our process we are evaluating and using methods that eliminate our carbon footprint.

Packaging

Delivery of an undamaged unit on-site is a positive alternative to manufacturing a replacement in terms of energy and materials. For the last three years Haskell has consistently reduced the cardboard content of it's packaging by more than half while decreasing shipping damage. Corrugated cardboard used by Haskell contain at least 25% recycled materials.

...And More

Haskell's manufacturing process and facility is a 99% solvent-free environment and the company is as dedicated to the conservation of our natural resources as it is to the elimination of pollutants. All forklifts have been converted from gasoline to either natural gas or electric power, or have been replaced by electric scissor lifts and gravity fed roller tables.

Marathon Series

task chairs

DESCRIPTION	ITEM #	MESH BACK	UPHOLSTERED BACK	PRICE	LEAD TIME*
High Back Task Chair w/ Integrated Headrest (shown with mesh back) 	SC333	✓	✓	\$1080	*
High Back Task Chair w/ Adjustable Headrest (shown with upholstered back) 	SC355	✓	✓	\$1110	*
Mid Back Task Chair (shown with upholstered back) 	SC210	✓	✓	\$970	*
Mid Back Task Chair (shown with mesh back) 	SC220	✓	✓	\$970	*
Mid Back Rotary Stool (shown with upholstered back) 	SC225	✓	✓	\$1130	*
24/7 Intensive Use (shown with upholstered back) 	SC247	✓	✓	\$2020	*

to order

1. Item Number
2. Back Style
3. Fabric Option
4. Arm Style (if applicable)
5. Additional Options (if applicable)

example SC333 - UB - GR - AD - ST

ITEM NUMBER BACK STYLE FABRIC OPTION ARM STYLE OPTIONS

please separate each item with a dash

back style

CODE	DESCRIPTION
MB	Mesh Back
UB	Upholstered Back

fabric options

CODE	DESCRIPTION
AW	Alpine White
BO	Black Onyx
FG	Forest Green
GI	Graphite
GR	Gray
SB	Steel Blue
TA	Tan
RD	Red

arm style

CODE	DESCRIPTION	PRICE
AD	Adjustable Arms	\$245
FA	Fixed Arms	\$220



additional options

CODE	DESCRIPTION	PRICE
ST	Synchro Tilt	\$185
SS	Seat Slider	\$65

* Please contact Customer Service for lead time.

Marathon Series

side chairs

DESCRIPTION	ITEM #	MESH BACK	POLYURETHANE BACK	UPHOLSTERED BACK	PRICE	LEAD TIME*
Guest Chair (shown with upholstered back) 	SC100	✓	✓	✓	\$745	*
Four Legged Nesting Chair w/ Casters (shown with upholstered back) 	SC150	✓	✓	✓	\$860	*

to order

1. Item Number
2. Back Style
3. Fabric Option

example

SC333 - UB - GR
ITEM NUMBER BACK STYLE FABRIC OPTION

please separate each item with a dash



back style

CODE	DESCRIPTION
MB	Mesh Back
PB	Polyurethane Back
UB	Upholstered Back

fabric options

CODE	DESCRIPTION
AW	Alpine White
BO	Black Onyx
FG	Forest Green
GI	Graphite
GR	Gray
SB	Steel Blue
TA	Tan
RD	Red

* Please contact Customer Service for lead time.



JULY 2016

07.06.16